

2 to 13 November 2020

Dear Parents

A warm welcome back to all our little ones! We wish you all a safe and blessed 4th Term. Please reinforce all the oral concepts daily.

Daily Math Orals:

- Counting forward and backward 0 to 20 / 20 to 0
- Counting in 2's to 10 / counting in 5's to 50 / counting in 10's to 100
- Number/number name and value from 0-zero to 10-ten
- Correct number formation/direction 1 to 10
- 2D and 3D shape recognition: circle-sphere/cylinder, square-cube, triangle-pyramid, rectangle-rectangle prism

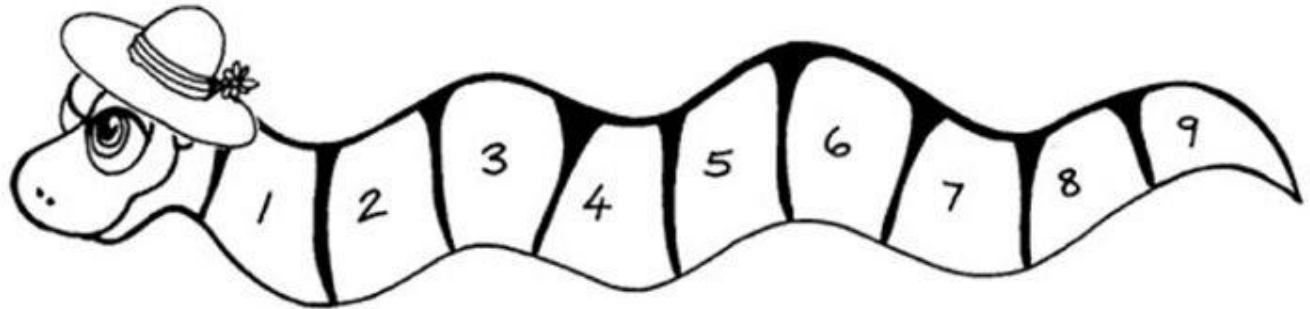
Daily English Orals:

- Sound and name letters a to z, words that start with a to z e.g. 'a' for apple...
- Letter formation and direction a to z
- Practice writing names, date/month/year/day of the week, on a line, always start from the margin
- Recognize words in the environment: e.g. Checkers sign, Stop sign...
- Read a bedtime story/learners to re-tell the story

Have a lovely weekend!

Math written: Monday 2/11 - Tuesday 3/11

Fill in the missing numbers in each row. Fill in the missing numbers that come after and in-between.



____, 2, _____, 4, _____, 6, _____, 8, _____

1, _____, 3, _____, 5, _____, 7, _____, 9

_____, _____, 3, _____, _____, 6, _____, _____, 9

_____, 2, _____, _____, 5, _____, _____, 8, _____

1, _____, _____, 4, _____, _____, 7, _____, _____

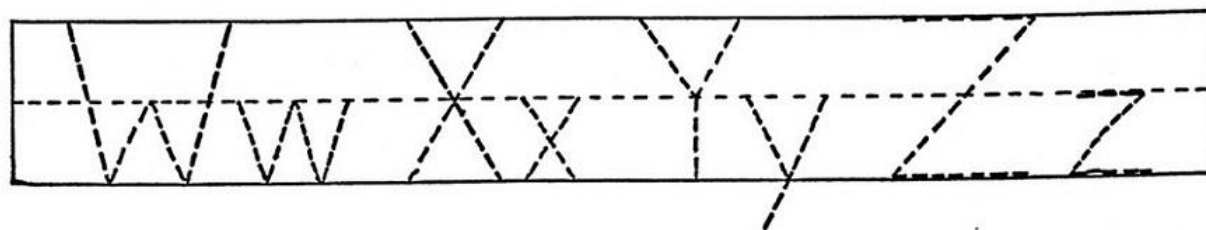
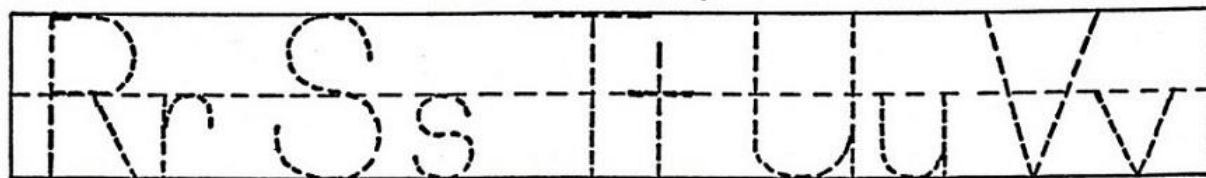
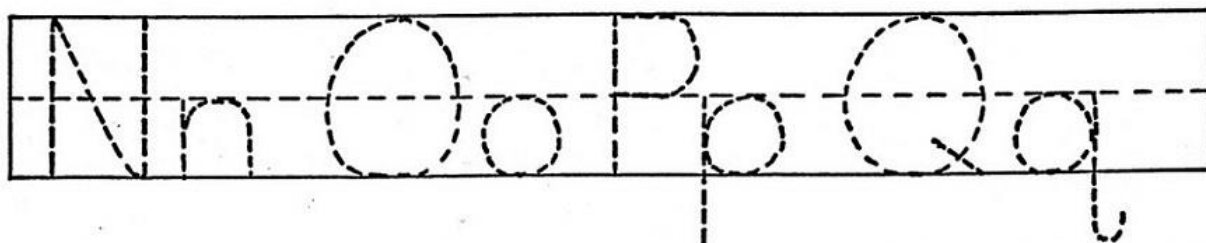
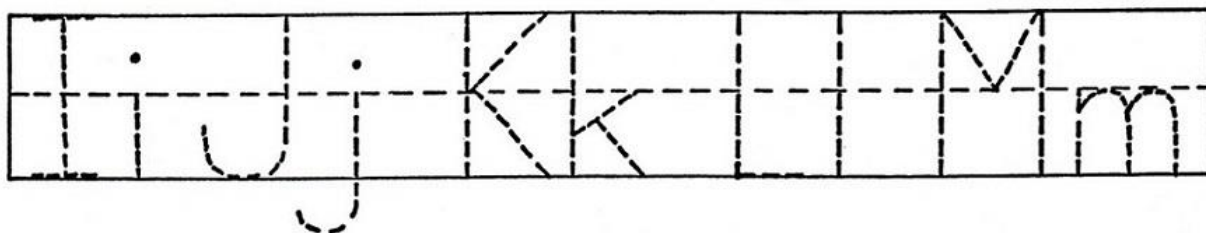
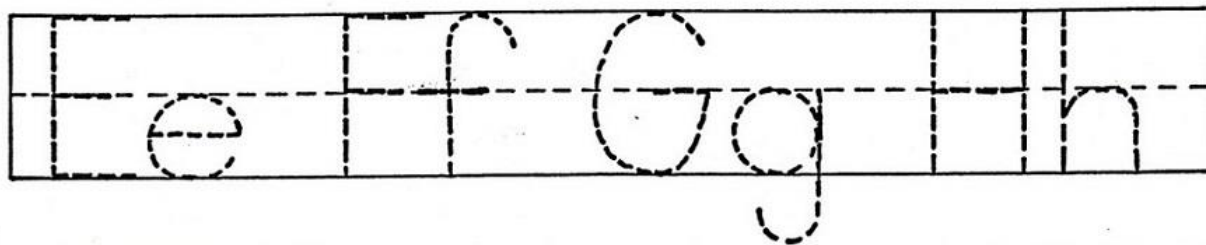
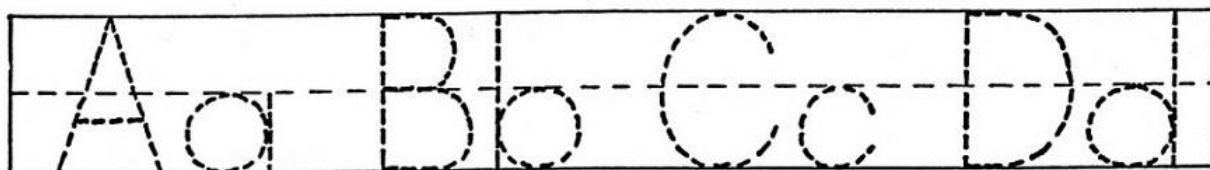
What comes after?	What comes between?
6, 7	7, 8, 9
2, _____	3, _____, 5
5, _____	1, _____, 3
7, _____	6, _____, 8
3, _____	2, _____, 4
8, _____	5, _____, 7

English written: Monday 2/11 - Tuesday 3/11

Trace and add the little kick on the letters.

ALPHABET PRACTICE CHART

Trace the letters.

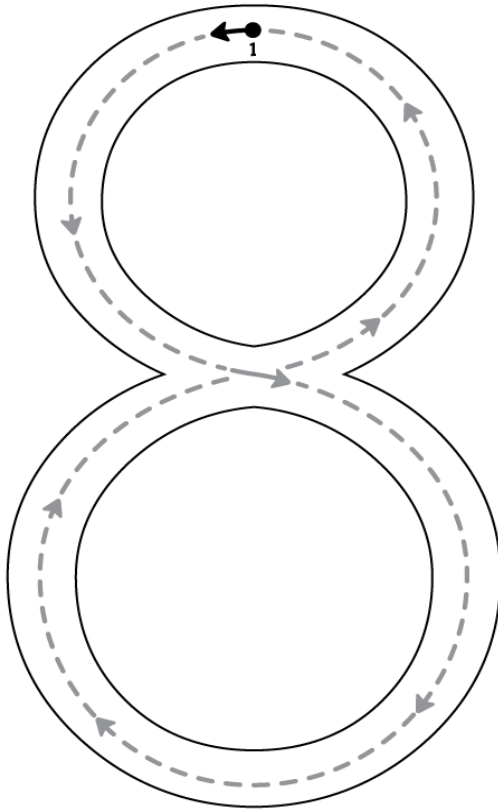


Math written: Wednesday 4/11 - Thursday 5/11

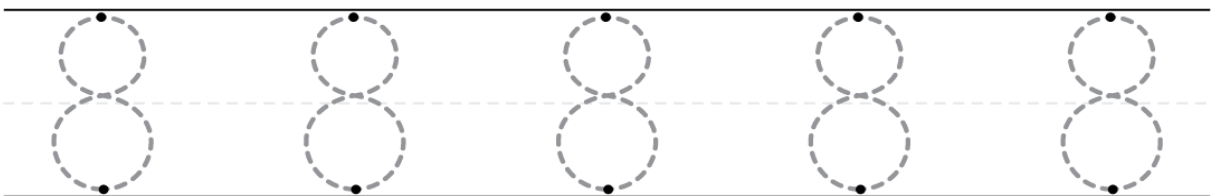
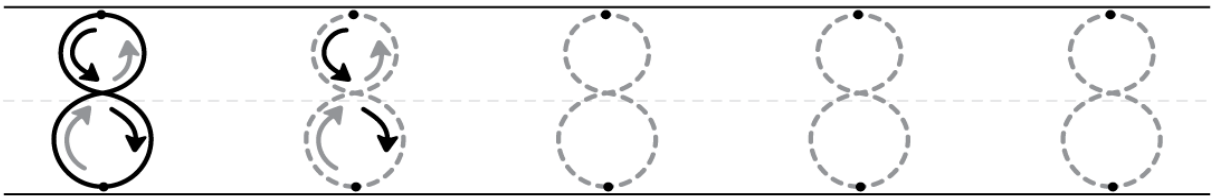
Trace on the dotted lines starting from the arrows and complete all the number 8's. Count the stars and colour them in.

Trace the number eight.

Name: _____




Eight



English written: Wednesday 4/11 - Thursday 5/11

Letter recognition: Practice writing the letter d and b. Remember to write on the dotted lines and use a finger space between each letter. Colour in the pictures.



d



b



Friday 6 November: Activity - Colour your cupcake birthday month in pink, if you are a girl and blue if you are a boy. Colour the rest of the cup cakes using bright colours.

What month is your birthday?

name _____

My Birthday month: _____



January



February



March



April



May



June



July



August



September



October



November



December

Math written: Monday 9/11 - Tuesday 10/11 - Follow the instructions on the worksheet.

KindergartenWorksheets.net



Number Nine Worksheet

Name _____







Color 9 images.

Two rows of five outline drawings of apples each, arranged in a decorative frame.

Let's trace it!

Tracing practice for the number 9, showing five dashed 9s on a three-line grid.	You try it!
Tracing practice for the word 'nine', showing the word in dashed letters on a three-line grid.	You try it!

Circle the box with nine images.




English written: Monday 9/11 - Tuesday 10/11 - Follow the instructions on the worksheet.

Beginning Sounds r, s, t

Say the name of each picture aloud. Circle the beginning sound.



f
r
p



q
l
t



s
m
k



g
t
q



r
b
c



k
s
f



p
n
s




d
t
m




v
h
r

Math written: Wednesday 11/11 - Thursday 12/11 - Follow the instructions on the worksheet.




Number Ten Worksheet

Name _____

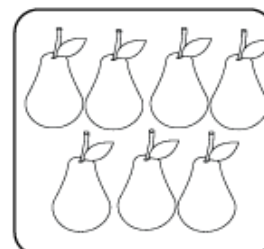
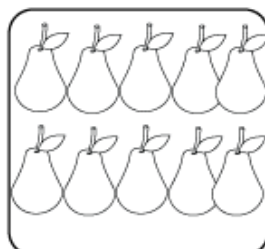
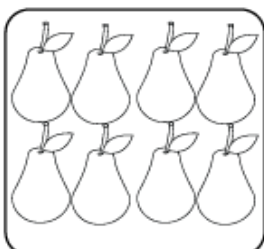
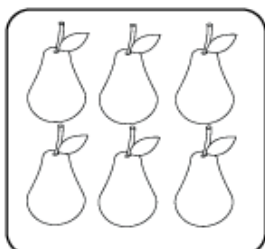


Let's trace it!



10 10 10	You try it!
ten ten	You try it!

Circle the box with ten images.









English written: Wednesday 11/11 - Thursday 12/11 - Follow the instructions on the worksheet.

Name _____

Ending Sounds b, d, f, g

Circle the ending sounds.

 b g f	 d b f
 f b d	 g b d
 d g f	 b g d

flag, crab, tub, hand, leaf, egg

Copyright © free4classrooms.com

Friday 13 November: Activity - Colour/cut out/paste the South African flag on a skewer (for the flag pole)

