

Hope that you all had a good weekend. We would like to bring a few sections that need to be worked onto your attention. Learners must be able to identify all their set words. Due to the gaps that we have noticed, we have started a full revision programme to bring learners up to speed. Along with revision aspects, we will also move on with the required work for this term. Assessments will commence shortly so we would like to ask you to please be consistent with all the work that is mapped out for each week. Please remember that school-based learners have to complete their blue book work at home on the days that they do not attend school. The work set out for the home-based learners is what is done in class and will provide good revision for school-based learners too. Many of our learners are struggling to construct sentences and consolidation at home will help them to move forward. All language aspects that were covered during the lockdown uploads must be revised for the third term assessments.

• Oral Work

1. Learn set 9 words. Read set 8 and 9 sentences fluently.
2. Make sentences for set 8 and 9 words choosing words randomly.
3. Group B will write a test on at to ut words on Friday.
4. Revise single phonic sounds A to Z.
5. Revise phonic blends **at** to **ut** words. Sound out the words and say them out aloud.
6. Discuss what interesting events happened over the weekend.

• Written Work

1. Let us **construct sentences**. Remember to always **start with a capital letter** and **end with a full stop**. These words are often confused in class. So look at the words carefully.

want – We _____ to visit our friends on Sunday.

went – Mum and I _____ to the shop.

there – _____ are ten girls at the park.

their – They love _____ pets.

*** now make your own sentences for the words above and for the following words.

walk – _____

write – _____

watch – _____

with – _____

2. Our phonic words for today are the ad words. Look at the phonic worksheet for these words. **a -- d → ad**. Say the word. Use the words in a sentence.

b--- ad → bad

m---- ad → mad

l--- ad → lad

h ---- ad → had

s--- ad → sad

d ---- ad → dad

8 September 2020

It is terrific Tuesday.

- Revise all the set 1 to 9 words and sentences.
- Revise **at to ut** words.
- Revise P 1 words. Practice the reading from the reading book that was uploaded last week.
- Learn **ad** words.
- Turn to pages 16 and 17 of the Blue Book.

Look at the words and mum or dad will read them for you. Look at the pictures and draw a line to match the picture to the words.

Now let us look at the **ch** sound. Read the sentences and make a circle around the **ch** sounds and say those words aloud.

On page 18 you will say the **ch** words and circle the **ch** sounds. Match the word to the picture.

Look at the picture and trace a line to help the children to get to the park.

9 September 2020

Today is wacky Wed _____.

• Oral work

1. Revise set 1 to 9 words.
2. We will learn set 10 words
3. Revise **ad** words.
4. We will learn **ed** words.
5. Revise P 1 words.

• Written Work

1. Construct sentences for **walk, some, they and said**.
2. Our phonic words for today are the **ed** words. Look at the phonic worksheet for these words. **e -- d → ed**. Say the word. Use the words in a sentence.

b--- ed → bed

r ---- ed → red

l--- ed → led

N ---- ed → Ned

f--- ed → fed

w ---- ed → wed

3. **Comprehension:** Read the passage 3 times. Answer the questions using full sentences. Remember to begin your sentences using **capital letters** and end with a **full stop**.

Ned and Ted

Ned led Ted to the shed. Ned had a red sled. Ned and Ted got the sled and went up the hill. Ned and Ted sled down the hill on the red sled. It was such fun!

1. What was in the shed?

The _____ was in the shed.

2. What colour was the sled?

3. Who went to the shed to get the sled?

4. Complete the sentence.

Ned and Ted sled _____ the hill.

5. Circle all the **ed** words in the comprehension passage.

10 September 2020

Today is thankful _____

- Revise all the set 1 to 10 words and sentences.
- Revise **ad** and **ed** words.
- Revise P 1 words. Practice the reading from the reading book that was uploaded last week.
- Turn to pages 18 and 19 of the Blue Book.

Look at the picture and discuss it with mum or dad. Read the words. Read the sentences. Let mum or dad listen to you.

Look at the **st** sound. Read the words in the table.

Read the sentences that follow. Match the word cards from the back of the book to the sentences. Paste the word cards over the sentences.

Revise the letter e. make words for e.

Write a row of capital and small e.

Copy the sentence.

Look at the picture on the right-hand side and discuss it.

11 September 2020

Today is fabulous Friday.

- Oral Work

1. Revise all P I words.

All learners should be able to identify the set I to IO words and P I words today. Read as many sentences as you can from your flip file and the reader.

Remember that "Good readers make good leaders"

Group B will write a phonic test on all the phonics revised last week. **at to ut words.**

Language aspects covered in class this week.

- Revise the vowels - **a , e , i , o , u** – Learn the vowels.

- Remember that if a word begins with a vowel then we use the word **an** before it. If a word starts with any of the other letters then we use **a** before it.

1. I have _____ **u**mbrella.
2. I ate _____ **c**upcake.
3. I will have _____ **e**gg for breakfast.
4. Mum bought me _____ **t**oy truck.
5. He lives in _____ **i**gloo.
6. He has _____ **a**rrow.

- Use **was / were**

1. We _____ happy to see her.
2. I _____ eating my food.
3. She _____ reading a book.
4. They _____ jumping on the bed.
5. Dad _____ sad.
6. Mum and Dad _____ helping us.

Life Skills Grade 1 (7 September – 11 September)

Good morning Grade 1s. We hope you are all staying safe. To all those learners who are at home, we hope you are completing all your online work and revising your themes for the upcoming assessments. Parents please teach and revise the Pets poem with learners daily. Learners are to say the poem with expression. They will also need to be audible and use actions while saying the poem. Refer to last week's online work for the poem on Pets if your child has not been at school. This week we will still be looking at Pets and doing a few activities on pets. Learners are complete the activities in preparation for the assessments.

Read and Match

1. It is a frog




2. They are parrots



3. It is a cat



4. They are dogs



5. It is a rabbit



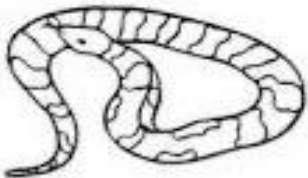




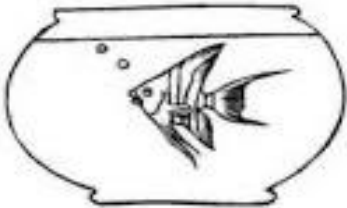



6. It is a hamster



Mum or Dad will read the words with you. Now write the correct word below the picture and colour the pictures in neatly.

rabbit	bird	snail	cat	dog
snake	lizard	tortoise	fish	

 _____ _____ _____	 _____ _____ _____	 _____ _____ _____
 _____ _____ _____	 _____ _____ _____	 _____ _____ _____
 _____ _____ _____	 _____ _____ _____	 _____ _____ _____

Look at the homes that pets live in. Write down the name of the pet that lives in each of these homes.

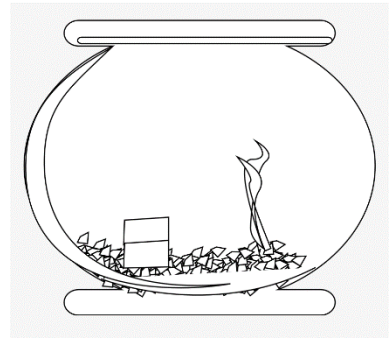
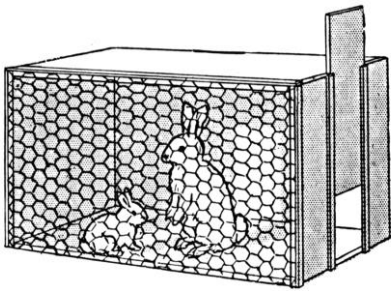
fish

bird

dog

turtle

rabbit



Match these pets to their homes

