

6 July 2020

Today is Monday.














Hi everybody. We were so excited as we were supposed to receive all our grade ones today. But now all the plans have changed again and we don't know when you will return to school. However, our work still has to continue and we hope that you are now able to construct good and meaningful sentences. Just a reminder to all of you to stay safe.

- Oral Work

1. Revise set 7 and set 8 words and sentences today.
2. Go over all the phonic sounds that we have learnt and we will revise **ab** words today.

- Written work

Today you will read the picture story and fill in the words for the picture.

One day the  \_\_\_\_\_ was shining. The  \_\_\_\_\_ was sleeping. The  \_\_\_\_\_ was also sleeping. But the  \_\_\_\_\_ saw a  \_\_\_\_\_. 'Help! Help!' she cried. The  \_\_\_\_\_ and the  \_\_\_\_\_ hid in the  \_\_\_\_\_. The  \_\_\_\_\_ flew into a  \_\_\_\_\_. The  \_\_\_\_\_ jumped into a  \_\_\_\_\_, and the  \_\_\_\_\_ went on shining and smiling.

7 July 2020

Today is Tuesday.

- Oral work

1. Revise set 9 words and sentences.
2. Revise phonic words for **eb**.
3. You will write a phonic test on the **an** to **un** sounds this Friday.

- Written work

**Comprehension:** Read the passage 3 times. Answer the questions using full sentences. Remember to begin your sentences using **capital letters** and end with a **full stop**. Today we will help you along.

### The Art Class

Rita is at an art class. She wants to paint a picture of the blue sky. Rita paints a fluffy white cloud. She paints a big yellow sun under the cloud. Rita thinks her picture is pretty. She feels very happy.

1. What does Rita want to paint a picture of?

Rita wants to paint a picture of \_\_\_\_\_

2. Where does Rita paint the sun?

She paints the sun under \_\_\_\_\_

3. What is the colour of the sun?

The colour of the sun is \_\_\_\_\_

4. What colour does she paint the fluffy cloud?

Rita paints the fluffy cloud \_\_\_\_\_

5. How does Rita feel about her picture?

She feels very \_\_\_\_\_ about her picture.

6. Draw the same picture that Rita painted in her art class. Draw an emoji to show how you feel about your drawing.

8 July 2020

Today is Wednesday

- Oral work

1. Revise set 10 words and sentences.
2. Revise phonic words for **ib**.
3. You will write a phonic test on the **an** to **un** sounds this Friday. Let's start learning.

- Written work

1. You will have loads of fun completing the word search. Look for the words on the list and colour it in. Enjoy!!!

c	a	n	m
a	m	d	s
t	a	n	a
b	p	a	t

cat	pat
bad	tan
map	sat

We hope that you had fun doing that. We will try another one tomorrow.

2. Look at the blue book at pages 114 to 117.

This is the letter y. The sound is ya and the name is wy. Make your own words for y. Write this sentence. Yasmin has a yellow yo-yo and a yacht.

On page 114 look at the picture and discuss what you see. Read the sentence fluently. Follow the instructions for the activities. Mum or Dad will help you by reading the instructions.

On page 116 you will join the dots. Write the capital and letter y using finger spaces.

Enjoy the colouring in on page 117. Remember g for green and y for yellow so colour in according to the letter that you see.

9 July 2020

Today is Thursday.

• Oral work

1. Revise set II words and sentences.
2. Revise phonic words for **ub**.

Dear Parents. Please read the instructions and the sentences for your little one and guide them along as they fill in the answers.

• Written Work

1. Correct the sentences. Only write the correct word.

1. The boy is jump. \_\_\_\_\_
2. The girl is play. \_\_\_\_\_
3. Mum is read a book. \_\_\_\_\_
4. The baby is drink milk. \_\_\_\_\_
5. They are talk. \_\_\_\_\_

2. Plurals. Write down the plural for the underlined word. Remember that plurals means one and many. E.g. dog – dogs.

1. We play with our toy - \_\_\_\_\_
2. The girl are jumping. - \_\_\_\_\_
3. The boy love to play soccer. - \_\_\_\_\_
4. Mum and I will go to the shop. - \_\_\_\_\_

3. Look at the blue book at pages 118 to 121.

This is the letter z. Look at the picture and discuss it. Read the sentence three times.

Join the dots and circle all the z letters.

Match the word cards to the sentences on page 119.

Join the animals to their homes.

Follow the instructions to complete pages 120 and 121. Join the dots and write 2 neat rows of the letter z.

Write the beginning sounds for the pictures.

10 July 2020

It is FINALLY Friday.

- Oral work

Revise set II words and sentences.

- Today's phonic test is on **ab** to **ub** words. You will sound out the words in the table. Read them to Mum or Dad and discuss the meanings of the words that you do not know. Mum or Dad will read the sentences for you. You will then fill the correct word in to complete the sentence.

cob	bib	ribs	tub	rob
web	cub	sob	cab	mob

1. A spider spins a \_\_\_\_\_.
2. Mealies grow on a \_\_\_\_\_.
3. The baby wears a \_\_\_\_\_.
4. When I get hurt, I \_\_\_\_\_.
5. I will have a bath in the \_\_\_\_\_.
6. Another word for a taxi is a \_\_\_\_\_.
7. The bones that form a cage in your body are called your \_\_\_\_\_.
8. The thieves usually \_\_\_\_\_ people.
9. A baby lion is called a \_\_\_\_\_.
10. A large crowd of people who can cause trouble is called a \_\_\_\_\_.

## Grade 1 Life Skills work (6 July to 10 July 2020)

Dear Parent

Please ensure that learners complete the following pages in this week.

Parents should supervise the learners in order to complete the work where needed in the Life Skills workbook.

**Topic:** Safety in and around the home – workbook pages: 44, 45, 46 & 47

Thank You.



**Have a fabulous weekend. Hope to see you soon Little Munchkins...**