

English

Dear Parents and Grade 2's,

Below is a reminder of the activities that should be completed on a daily basis.

Daily Activities:

- Remember to revise all oral work from your Flip-File.
- Learn Term 2 Phonic sounds/words.
- Learn Set R1-9 flash words. If you have learnt all of these words well you may begin learning Set G1-3.
- Try to read from a book/newspaper article/magazine article/comic book daily.
- Practise your handwriting using the rules we use in class (Use two lines. Capital and tall letters take two lines and short letters take one line. Begin next to the margin and use a one finger space between words.)

Take care and stay safe!

Grade 2 Educators



Let's read

Our bus drives into Johannesburg.

We see lots of cars and lots of smoke.

We **watch** the people going up and down the **streets**.


Then Ben jumps off the bus.

He wants to **catch** a cat with **stripes**.

Then he runs after some small dogs.

Jabu says, "Come Ben."

But Ben just runs and runs.



Date: _____



How can we get Ben back?
"Ben, come back," Bongi calls.

Then he comes back and
stretches and **scratches**.

Oh Ben, you funny dog.



Let's write Read the story and then answer the questions.

What did they see in the city?

Why did Ben jump off the bus?

Who called Ben to come back?



Word work

Read the words and listen to the sounds.
Then use 2 of the words to write sentences in your exercise book.

street	stress
stripe	stroll
stream	strand

catch	witch
match	stretch
watch	scratch



Sight words

that
then
their
this



Let's write

Practise these letters. Then write sentences in your exercise book using words from the word work box.



T T t t

TEACHER: Sign _____

Date _____

Ben runs away

Term 2 - Week 2



Let's do

Do a role play about Ben the dog jumping off the bus and running away. Show how Bongi calls him to come back.



Let's write

Number these pictures in the correct order.



Let's write

Write a sentence about each picture.

Blank writing area with horizontal lines.

Date: _____



Let's write

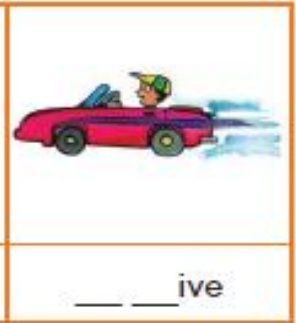

Fill in these letters at the start of the word.
Then match the word to the right picture.

sw

dr


sch

sm



Fun

What animal is this?
Join the dots and then colour in the picture.



TEACHER: Sign _____

Date _____

Wednesday - Tenses



Irregular Past Tense Verbs

A VERB is a doing word or any word that shows an action.

- Match each verb with its past tense...

run	swam
catch	ate
swim	ran
see	flew
fly	wrote
eat	caught
write	built
build	saw

A curved line connects the 'run' box to the 'ran' box.

- Complete the following tables:

<u>Present</u>	<u>Past</u>
sit	
drink	

<u>Present</u>	<u>Past</u>
draw	
buy	

Thursday

Past, Present, and Future Tense

Tell whether each of the sentences is in the past, present or future tense.

examples:

Daniel played baseball yesterday. past tense

He plays baseball everyday. present tense

We will go to Daniel's baseball game. future tense

1. Daniel will choose a baseball bat. _____
2. He steps up to the plate. _____
3. The pitcher tossed the ball. _____
4. Daniel will swing hard. _____
5. The ball struck the bat. _____
6. The ball flies through the air. _____
7. It landed over the fence. _____
8. Daniel will run around the bases. _____
9. The crowd screams loudly. _____
10. He will slide into home plate. _____
11. Daniel's teammates cheered. _____
12. Daniel smiled proudly. _____

Friday

Date:



Let's write

Write the days of the week in order.
Then say what you usually do on each day.

Thursday Sunday Friday Tuesday Saturday Wednesday Monday

Day	What I usually do
Sunday	



Let's write

Do these word sums and then fill in the correct words.
We have done the first one for you.

Word sum diagram for 'street':

- str (in a circle) branches to:
 - eet (in a box) → street (in a box, with a pencil icon)
 - ess (in a box) →
 - ipe (in a box) →

Word sum diagram for 'watch':

- wa (in a box) branches to:
 - tch (in a circle) → watch (in a box, with a pencil icon)
 - ma (in a box) →
 - ca (in a box) →

Word sum diagram for 'str':

- str (in a circle) branches to:
 - oll (in a box) →
 - eam (in a box) →
 - and (in a box) →

Word sum diagram for 'tch':

- stre (in a box) branches to:
 - tch (in a circle) →
 - scra (in a box) →
 - wi (in a box) →



TEACHER: Sign Date

