



Hartley Road Primary School
Lockdown Homework - Grade 3

English:

1. Complete the worksheets below.
 2. Check answers against the answers provided below.
 3. Flip-file work must be revised daily.
 4. Use your flip file and practice the cursive formation of letters Uu-Yy
-

Activity 1

Look at the picture below and talk about what you see. Read the passage and answer the questions below:



Let's read



Beginning

Last **week** we were at the elephant park. I stood at the river and watched the elephants drinking water. Two of the elephants were **fighting** with their trunks.

Middle

Suddenly I saw a tiny **green** frog. I decided to chase the frog.

While I was **running** after the frog I slipped into a **ditch**. I cut my hand and it started to **bleed**.

End

My **teacher** had to take me to the doctor.

The doctor **stitched** my cut and gave me an injection.

Find the following parts of speech in the passage:

Nouns (5)	Verbs (5)	Adjectives (1)	Conjunctions (1)	Pronouns(1)

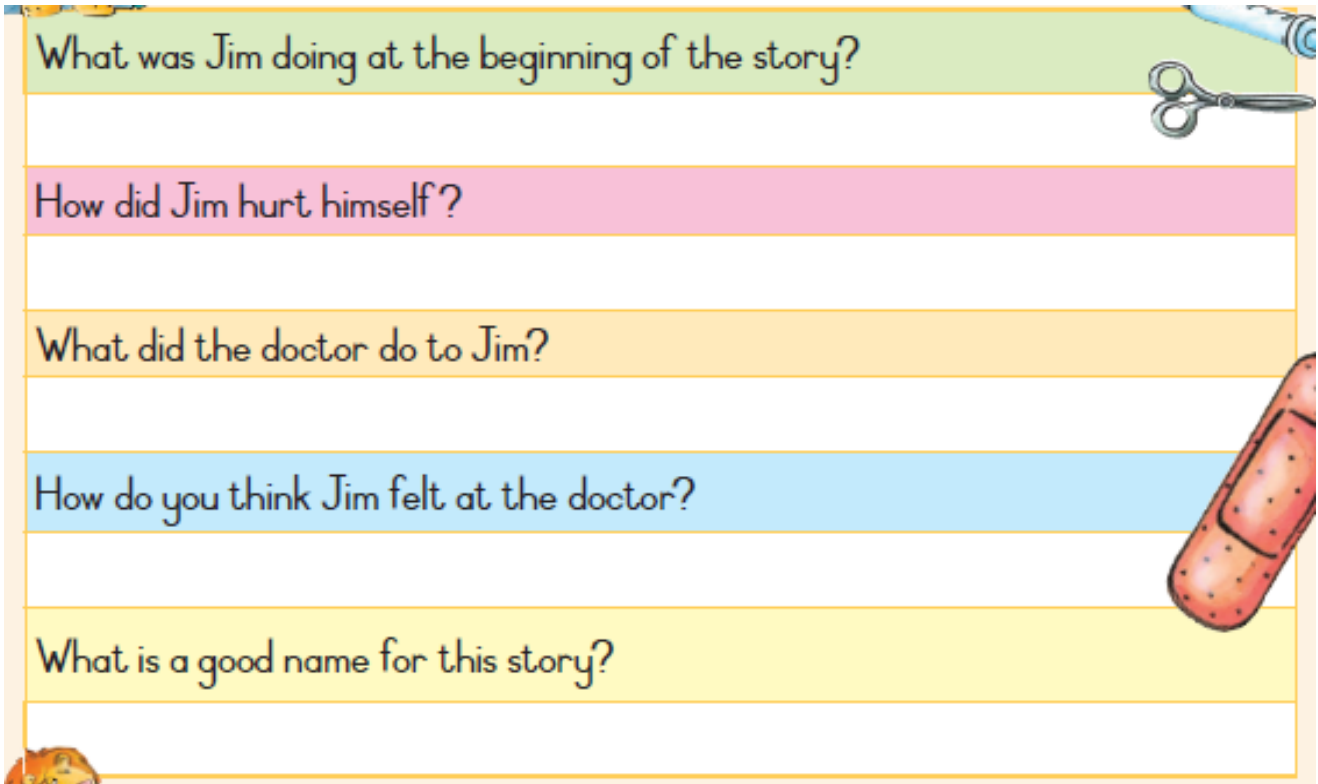
What was Jim doing at the beginning of the story?

How did Jim hurt himself?

What did the doctor do to Jim?

How do you think Jim felt at the doctor?

What is a good name for this story?



Activity 2

Learn the spellings of the words below. Choose 8 words and write a sentence for each.

running	need	week	leak	stitch
fighting	seek	meet	meat	witch
sleeping	feed	bleed	team	ditch

Let's write

Circle the one we eat.

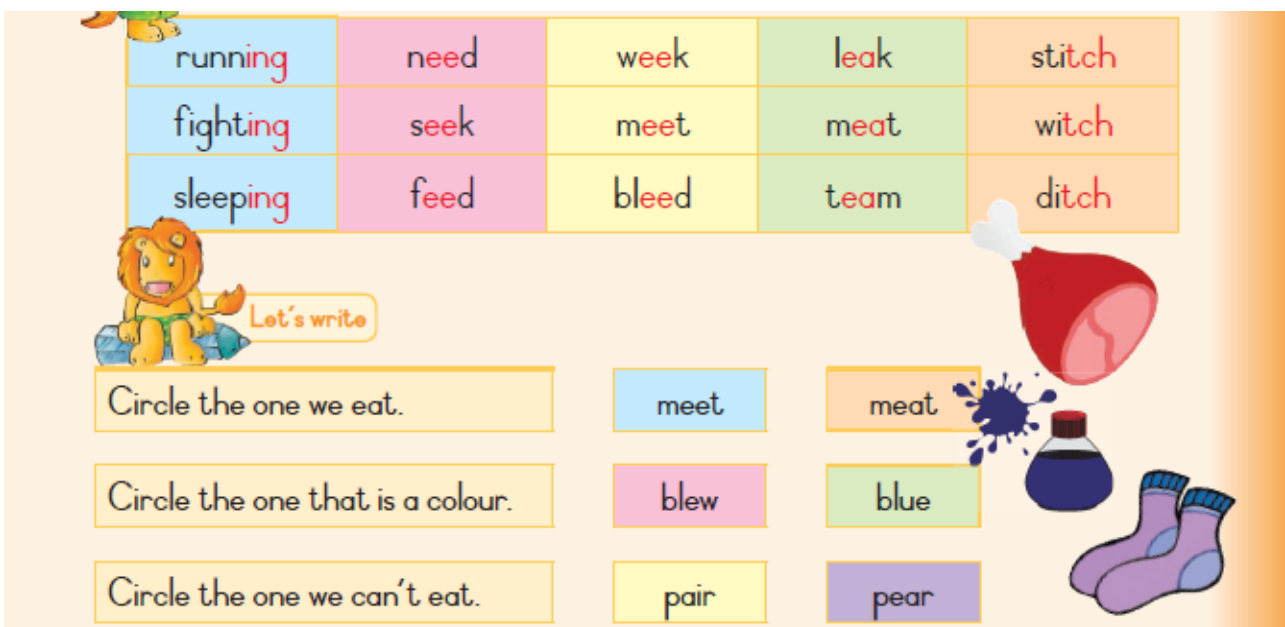
Circle the one that is a colour.

Circle the one we can't eat.

meet meat

blew blue

pair pear





Let's write

Punctuate these sentences.

do you know the way to town

stop before you fall


my name is pam. he is sam

ann's birthday is in july



Fun

Write a thank you card to someone who has helped you. On the front of the card write a short message. Inside the card, say how the person has helped you.



Teacher
Sign: _____
Date: _____

Activity 3


Read the passage below and answer the questions that follow:

Circle all the nouns in the passage above.

Underline the verbs.



Let's read



The hare and the tortoise


A long time ago a hare and a tortoise lived in the green forest. The brown tortoise walked very slowly and so the hare always **laughed** at her. One day the hare said to the tortoise, "**Let's** have a race." The tortoise agreed and the hare laughed loudly. All the other animals came to see the race.



The hare ran very fast and was soon far ahead of the tortoise. He looked back but he **couldn't** see the tortoise because she was far behind.



"The tortoise is very slow," thought the hare. "**She'll** take a long time to get here. I'm going to have a rest and when I see the tortoise coming **I'll** run quickly and win the race." The hare lay down, but he fell fast asleep.



While he was **sleeping** he heard the other animals cheering. He thought he was **dreaming**. But when he woke up he saw the tortoise was near the winning line.

Read the story and then answer each question. The first word of the answer must start with a **capital letter**. Remember to end with a **full stop**.

Let's write




Who won the race? Why?

Who came to see the race?

Where did the hare rest?

Write a good name for this story.



Word work

Read the words. They sound the same but have different meanings. Then use 5 words to write sentences of your own in your exercise book.

hair	stair	pair	where
hare	stare	pear	wear



Sight words

always
laugh
when
brown



Activity 4

Singular and Plural Nouns

A *singular noun* names one person, place, or thing.

A *plural noun* names more than one person, place or thing.

Add *es* to singular nouns that end with *sh*, *ch*, *x*, *z*, and *s* to make them plural.

⇒ Directions: Add *es* to make the plural form of each noun. Write the new word.

1. dish

2. fox

3. peach

4. wish

5. church

6. box

7. couch

8. bus

9. punch

10. lunch

11. brush

12. pouch

13. bush

14. glass

15. crutch

16. boss



Love and duas
The Grade 3 team

