


Hartley Road Primary School
Lockdown Homework - Grade 3

Mathematics:

1. Complete the worksheets below.
 2. Check your answers against the answers provided below.
 3. Flip-file work must be revised daily.
 - Bonds of 1 to 30.
 - Time tables 1 to 10.
 - Counting patterns –15s,20s,25s,50s till 500
-

Activity 1

Working with groups of numbers



Packing candles

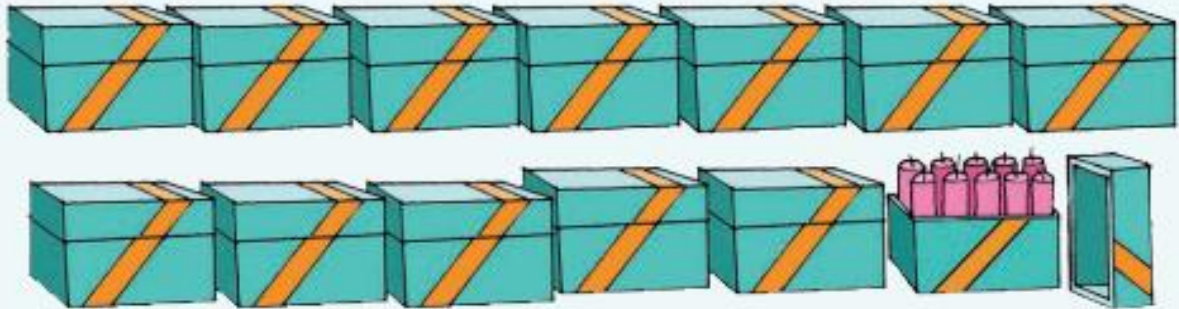
Ma Nkosi works at a candle factory.
When the candles are ready, she packs them out like this in boxes on racks.

How many candles in each box? _____
How many boxes on each rack? _____
How many candles on each rack? _____



Boxes of candles

Ma Nkosi closes the boxes.









- a. Count all the boxes.

How many boxes? _____





How many candles altogether? _____

How many more boxes does she need to fill to have 200 candles? _____

- b. How many candles in:

2 boxes? _____ 	4 boxes? _____ 
5 boxes? _____ 	3 boxes? _____ 
6 boxes? _____ 	7 boxes? _____ 

- c. How many boxes does she need for:

40  _____ boxes	70  _____ boxes
50  _____ boxes	30  _____ boxes

Activity 2



Solve it!

There are many ways to add **units** and **tens** together. Choose the way you know and like best to solve these problems. Show your work.

- a. Peter first picks 34 peaches and then 67 peaches.
How many peaches altogether?



- b. The Malusi kids save R47 together.
Their mother gives them another R58. How much do they have now?



- c. The school bus travels 88 km in the morning and 73 km in the afternoon.
How many km altogether?



Activity 3

Target 400

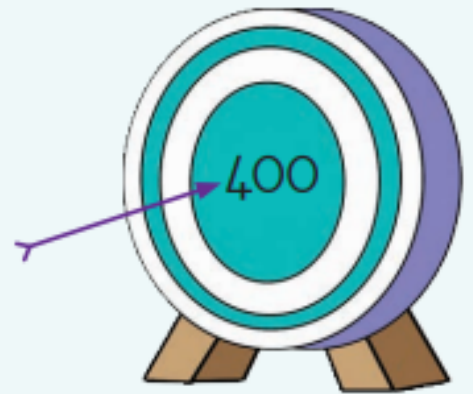


Counting and writing the 400s

Count on from 300 to 400.

Say the numbers as you go.

Write the missing numbers on the grid.



301									310
				315					
									330
331				335					
								249	
				365			368		
		273							
									390
									400



Write the next 9 numbers after 400.

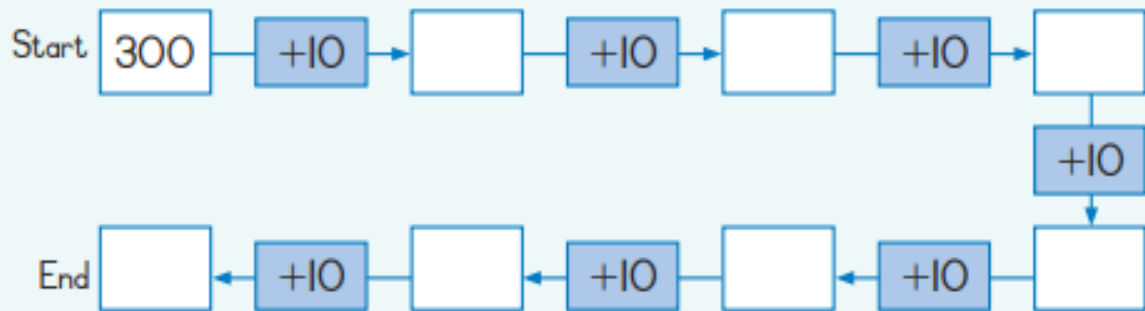
400: _____; _____; _____; _____; _____; _____; _____; _____; _____

Activity 4

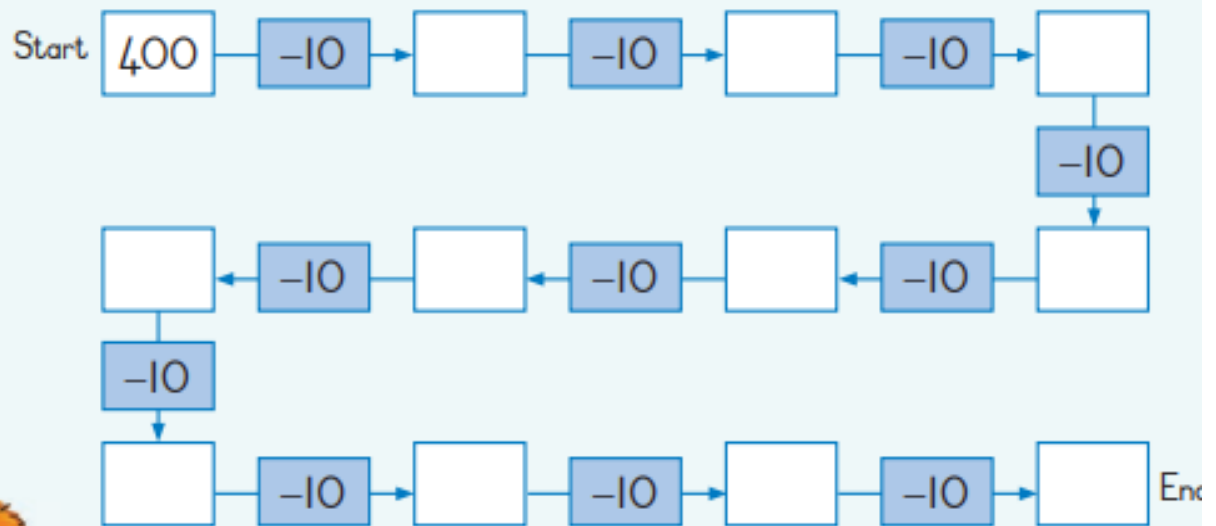


Count forwards and backwards

a. Counting forward from 300 in tens.



b. Count back from 400 in tens.



Write as one number

$$300 + 20 + 4 = \underline{\hspace{2cm}}$$

$$300 + 50 + 3 = \underline{\hspace{2cm}}$$

$$300 + 60 + 2 = \underline{\hspace{2cm}}$$

$$300 + 80 + 1 = \underline{\hspace{2cm}}$$

$$300 + 10 + 5 = \underline{\hspace{2cm}}$$

$$300 + 70 + 7 = \underline{\hspace{2cm}}$$

$$300 + 90 + 9 = \underline{\hspace{2cm}}$$

$$300 + 40 + 8 = \underline{\hspace{2cm}}$$

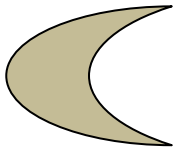







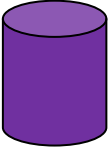


Write the answers in order from smallest to biggest.

 , , , , , ,

Activity 5

Space and Shape

Look at the pictures and the co-ordinates in the grid below:

6				
5				
4				
3				
2				
1				
	A	B	C	D

Fill in the co-ordinates of: (Letter first, number after)

Cylinder	A2
Smiley face	
Bow	
Arrow	
Moon	

What pictures are in the following co-ordinates?(Draw the picture or write the word)

A4 –

B5-

C4-

D5-



Love and duas

The Grade 3 team

