

22 June 2020

Today is magical **Monday**.

Welcome to week 11 everyone. Praying that you are all well and that all work thus far including blue book is done. We are moving closer to school opening for other grades so we hope you are excited. You may be a little bit scared and anxious but we will all get through this together. This week we will continue with revision of set words and sentences as well as single phonic sounds and handwriting from our blue books.

- **Oral work**

1. This week you will have a spelling test on phonic words **am** to **um**. We will start learning one set a day and 2 sets on Wednesday. Learn **am** words today.
2. Revise set 11 words today.

- **Written work**

1. Draw three pictures for the letter **e**. Mum or Dad will help you to write the word for your picture.
2. Construct interesting sentences for these words.

why	because	not
------------	----------------	------------

3. Look at the **blue book** at pages 74 to 77.

This is the letter **e**. Can you make any **e** words? The sound is **e** and the name is **ee**.

E is for egg, enormous and elegant.

Remember that **e** is a vowel.

Circle all the **e** letters. Join the dots neatly. Read the sentence 3 times. Cut out the words from the back of the book and paste it into the book on page 75. Trace the dots from the racing car to the trophy neatly. Trace on the dotted lines for the eggs and decorate the blank eggs. Write a row of capital and small **e** on P76. Correct formation and remember finger spaces. Circle the pictures that begin with **e**. Say the words out aloud. Fill in the **e** as the middle sound and sound out the phonic words. Trace a line from the word to the picture.

23 June 2020

Today is terrific Tuesday.

- Oral work

1. Learn your **em** phonic words today.
2. Revise set II sentences today.
3. Continue learning the finger rhyme from last week.

- Written work

1. Construct interesting sentences for these words.

yet	after	did
-----	-------	-----

2. **Comprehension:** Read the passage 3 times. Answer the questions using full sentences. Remember to begin your sentences using **capital letters** and end with a **full stop**.

At the Farm

Jane is going to the farm with her dad. She will ride a horse. The horse can run fast. She will feed the sheep. She will milk the cows. She cannot wait to go to the farm.

1. Who is going to the farm?

2. Who will go to the farm with her?

3. Name two things that she will do at the farm.

4. What will she do with the cows?

5. How does she feel about going to the farm?

6. Draw the animals that she will see at the farm.

24 June 2020

Today is wonderful _____

- Oral work

1. Revise set 12 words today.
2. Revise phonic words for **im** and **om** for your test.
3. Sing the vowel song that you will find after Friday's work.

- Written work

1. Construct interesting sentences with these words.

down	be	are
------	----	-----

2. We will work with pages 90 to 93.

This is the letter **f**. Can you make any **f** words? The sound is **ff** and the name is **ef**.

f is for **fun, fish and frog**.

Let us turn to page 90.

Circle all the **f** letters. Join the dots neatly. Read the sentence 3 times. Cut out the words from the back of the book and paste it into the book on the page 91. Look at the vowels on P91. Cut out the words at the bottom of the page and paste them into the correct space. Remember to look for the vowel in the **middle** of the word. Join the dots neatly for the candy sticks and the **f** words on P 92. Write a row of the small **f**. Correct formation and remember finger spaces. Write the beginning sounds for the words on P93. Say the words out aloud. Fill in the **f** as the beginning sound of the words. Trace a line from the word to the picture.

Today Mum or Dad will read this article for nature news. You may then discuss what you have learnt.

The Arctic Fox

The arctic fox is an incredibly hardy animal that can survive frigid Arctic temperatures which are very low, in the treeless lands where it makes its home. It has furry soles, short ears, and a short muzzle—all-important adaptations to the chilly climate. Arctic foxes live in burrows, and in a blizzard they may tunnel into the snow to create shelter.

Arctic foxes have beautiful white (sometimes blue-grey) coats that act as very effective winter camouflage. The natural hues allow the animal to blend into the snow and ice. When the seasons change, the fox's coat turns as well, adopting a brown or grey appearance that provides cover among the summer rocks and plants.

These colourings help them to effectively hunt rodents, birds, and even fish. But in winter, prey can be scarce on the ground. At such times, arctic foxes will follow the region's premier predator - a polar bear - to eat the leftover scraps from its kills. Foxes will also eat vegetables when they are available.

Female arctic foxes give birth each spring to a large litter of up to 14 pups.

-Article from National Geographic



25 June 2020

Today is thankful Thursday.

- Oral work

1. Read set 12 sentences today.

2. Revise phonic words **um** for your test.

3. Sing the vowel song. This is for fun. You do not have to memorise it.

- Written work

- Let us have some fun.

1. Re-arrange the words to form a meaningful sentence.

1. reading my book a mum is.

2. love dad I my sister and my.

3. sat mat the cat fat the on.

2. Choose the correct word.

1. I have (**to ; two**) new masks.

2. She bought flowers (**four ; for**) me.

3. She (**is ; are**) very happy.

4. The boy will buy (**a ; an**) ice cream.

3. Turn to page 102 in the blue book.

This is the letter j. the sound is j and the name is jay. Say this out aloud.

Jelly beans are jumping – j , j , j

Look at the picture and discuss what you see.

Read the sentence 3 times.

Circle the j sounds.

Join the dots neatly. Read the j words.

Cut and paste the words on the sentence.




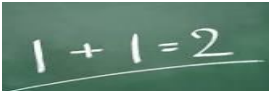






Write a sentence about your family and draw them.

26 June 2020.

Oooh.... I love Friday.

This week we have revised set 11 and set 12 words and sentences. If you found any of the words difficult to identify then you still have time to learn them before we commence any new work. Try to read the sentences fluently. We hope that you are making use of the online library that is on our school website.

- **Written work** - We will continue with the letter j on pages 104 and 105. Mum or Dad will read the instructions for you and guide you through these two pages.
- Good luck with your test. Think carefully. Look at the picture and write the phonic word. It must end with **am, em, im, om, um.**

-  1. Water flows from a river into a _____
-  2. I love to spread _____ on the bread.
-  3. Mum makes the light _____ when I go to bed.
-  4. Mam wrote a _____ on the board.
-  5. This is the baby's _____.
-  6. A male sheep is called a _____.
-  7. I saw this _____ on the wheel.
-  8. Mam gets cross when we _____ in class.
-  9. The opposite of her is _____.
-  10. Mum will _____ the dress.

Old MacDonald's Vowel Farm

Sing the vowel song using the Old MacDonald Tune

Old MacDonald had a farm

a - e - i - o - u

On that farm he had a cat

a - a - a - a - a

On that farm he had hen

e - e - e - e - e

On that farm he had a pig

i - i - i - i - i

On that farm he had a dog

o - o - o - o - o

On that farm he had a duck

u - u - u - u - u

