

Creative Writing

Date: _____



Let's write

Write sentences about what you see in the pictures.
Maybe these words will help you.

on

bags

driving

children


sleep

Blank writing area with four horizontal lines.



Let's write

Number these pictures from 1 to 3 to show the correct order.
Then tell your friend about the story you see in the pictures.



TEACHER: Sign _____

Date _____

Date: _____



Jabu

"I want to see a **shark** with big **sharp** teeth," said Ann.



Ann

"I want to dig a deep hole on the **beach**," said Jabu.

"I want to see a big lion with very big **sharp** teeth," said Bongi.



Bongi



Let's write

Read the story and then answer the questions.

What did Ann want to see?

Ann wanted to see a **shark** with big **sharp** teeth.

What did Bongi want to see?

Bongi wanted to see a **lion** with very big **sharp** teeth.

What did Jabu want to do?

Jabu wanted to **dig** a deep hole on the **beach**.



Word work

Read the words and listen to the sounds.

Then use 2 of the words to write sentences in your exercise book.

what	where	when	why	who
sharp	shack	sheep	sheet	shark
beach	peach	teach	reach	such



Sight words

said
saw
some
see



Let's write

Practise these letters.

Then write sentences in your exercise book using words from the word work box.












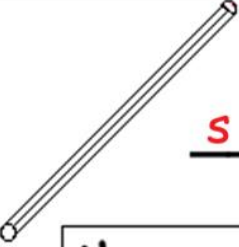
R R

r r

TEACHER: Sign _____

Date _____

Phonics

 <u>s</u> <u>h</u> <u>r</u> imp spl spr str shr	 <u>t</u> <u>h</u> <u>r</u> ead thr spr str scr
 <u>s</u> <u>t</u> <u>r</u> awberry shr spr str scr	 <u>s</u> <u>c</u> <u>r</u> ew thr spr str scr
 <u>s</u> <u>t</u> <u>r</u> eak thr spr str scr	 <u>s</u> <u>t</u> <u>r</u> eet thr spr str shr
 <u>t</u> <u>h</u> <u>r</u> ow thr shr str spl	 <u>s</u> <u>c</u> <u>r</u> oll thr spl str scr
 <u>s</u> <u>c</u> <u>r</u> ewdriver shr spr str scr	 <u>s</u> <u>t</u> <u>r</u> aw thr spr str scr

Nouns

A *noun* names a person, place, or thing.

Directions: Look for the underlined noun in each sentence. Tell if the noun is a person, place, or thing.

1. The store is open on Sunday.

place

2. The car was in front of the house.

thing

3. She was going to catch the ball.

thing

4. I could not see the boy.

person

5. Chips are my favorite snack.

thing

6. I got two books from the library.

place

7. My teacher is very nice to the class.

person

8. We saw the last leaf fall.

thing

9. He left his bag at the school.

place

10. The doctor gave me a sucker.

person

