

Creative Writing:

Write 5 sentences about the pictures in your own words.

Date:



Let's write

Write sentences about what you see in the pictures.
Maybe these words will help you.

on

bags

driving

children


sleep

Blank writing area with four horizontal lines.



Let's write

Number these pictures from 1 to 3 to show the correct order.
Then tell your friend about the story you see in the pictures.



TEACHER: Sign

Date

Comprehension

35

Where are we going?

Term 2 – Week 1



Let's read



Where are we going?

First, we are going to see wild animals.

Then, we are going to the **beach**.

We are going in a big school bus.

We looked at the map to see the places.

What will we see?

Date: _____



Jabu

"I want to see a **shark** with big **sharp** teeth," said Ann.



Ann

"I want to dig a deep hole on the **beach**," said Jabu.

"I want to see a big lion with very big **sharp** teeth," said Bongi.



Bongi



Let's write

Read the story and then answer the questions.

What did Ann want to see?

Ann wanted to see _____

What did Bongi want to see?

Bongi wanted to see _____

What did Jabu want to do?

Jabu wanted to _____



Word work

Read the words and listen to the sounds.

Then use 2 of the words to write sentences in your exercise book.

| | | | | |
|-------|-------|-------|-------|-------|
| what | where | when | why | who |
| sharp | shack | sheep | sheet | shark |
| beach | peach | teach | reach | such |



Sight words

said
saw
some
see



Let's write

Practise these letters.

Then write sentences in your exercise book using words from the word work box.




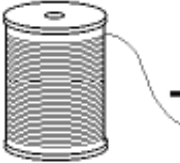



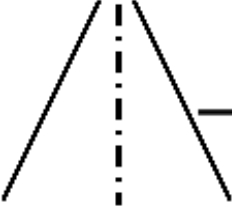

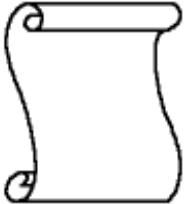

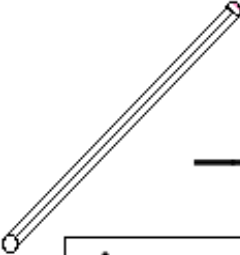
R R

r r

TEACHER: Sign _____

Date _____

Phonics

| | |
|------------------------------------------------------------------------------------------------------------------------------------------------------------------------|--------------------------------------------------------------------------------------------------------------------------------------------------------------------|
|  ___ ___ ___imp <div data-bbox="274 497 721 577">spl spr str shr</div> |  ___ ___ ___ead <div data-bbox="874 497 1321 577">thr spr str scr</div> |
|  ___ ___ ___awberry <div data-bbox="274 824 721 904">shr spr str scr</div> |  ___ ___ ___ew <div data-bbox="874 824 1321 904">thr spr str scr</div> |
|  ___ ___ ___eak <div data-bbox="274 1146 721 1227">thr spr str scr</div> |  ___ ___ ___eet <div data-bbox="874 1146 1321 1227">thr spr str shr</div> |
|  ___ ___ ___ow <div data-bbox="274 1473 721 1554">thr shr str spl</div> |  ___ ___ ___oll <div data-bbox="874 1473 1321 1554">thr spl str scr</div> |
|  ___ ___ ___ewdriver <div data-bbox="274 1809 721 1890">shr spr str scr</div> |  ___ ___ ___aw <div data-bbox="874 1809 1321 1890">thr spr str scr</div> |

Nouns

A *noun* names a person, place, or thing.

Directions: Look for the underlined noun in each sentence. Tell if the noun is a person, place, or thing.

1. The store is open on Sunday.

place

2. The car was in front of the house.

3 She was going to catch the ball.

4. I could not see the boy.

5. Chips are my favorite snack.

6. I got two books from the library.

7. My teacher is very nice to the class.

8. We saw the last leaf fall.

9. He left his bag at the school.

10. The doctor gave me a sucker.
