

Lesson 1

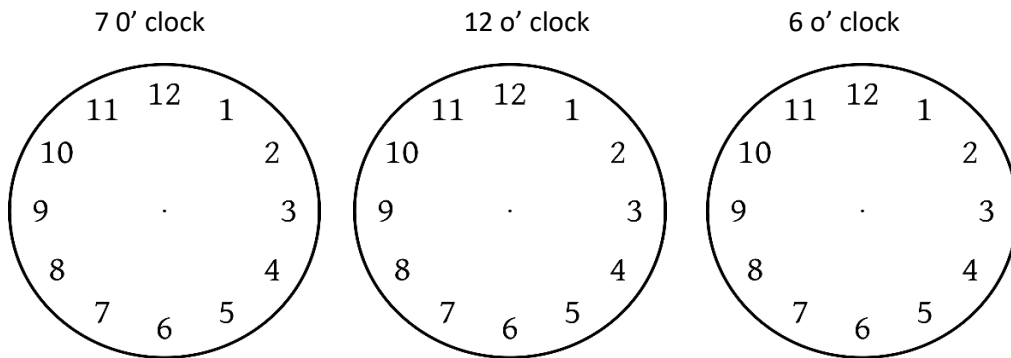
Date: 20 July

Day: Monday

Counting and Calendar: Yesterday was the ___ July. Today is the **20** July. Tomorrow will be the ___ July. Last year was 2019. This year is _____. Next year will _____.

Bonds: Learn your bonds. Now remember practice your bonds where we build up numbers. Eg. $2 + _ = 3$ Do it with smaller numbers. Only try **Addition** today. Also revise spelling of numbers from 0 to 10.

Today we are going to revise **Time** on the clock. We did this some time ago earlier when we were in Lockdown 5. Look at the clocks below and draw needles to show:

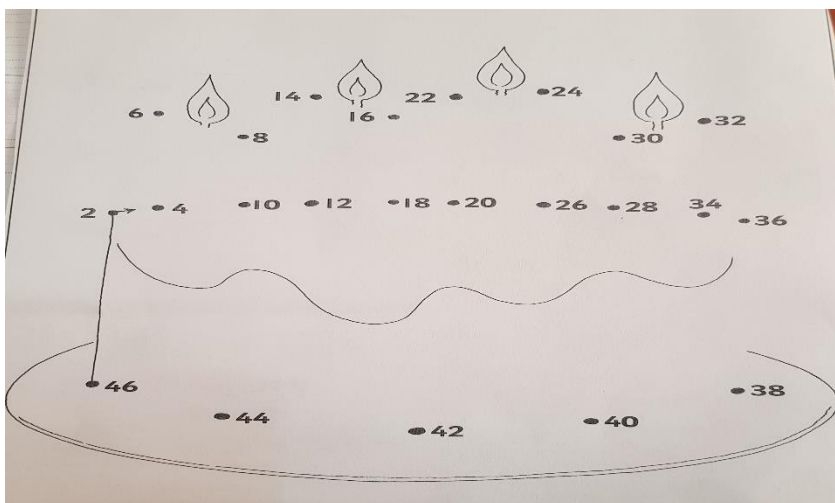


We wake up at ___ o' clock. We have lunch at ___ o' clock. We have supper at ___ o' clock.

Let us now do some bonds. See how much you can remember from last week.

$3 + _ = 6$	$5 - _ = 2$	$4 + _ = 6$
$7 - _ = 4$	$5 + _ = 10$	$6 - _ = 4$
$9 + _ = 9$	$4 + _ = 5$	$4 - _ = 3$

Practice your counting in twos by joining the dots below.



Story Sum: If it is 3 o' clock, what time will it be 2 hours earlier? ___ o' clock.

If it is 6 o' clock now, what time will it be 4 hours earlier? ___ o' clock.

Lesson 2

Date: 21 July 2020

Date: Tuesday

Calendar: The day after Tuesday is _____. 2 days before Friday is _____. Monday is two days _____ Wednesday. Thursday is one day _____ Wednesday.

Bonds: Practice bonds. Today concentrate on **Subtraction**. Eg. $6 - \underline{\quad} = 4$. Ask mum or dad to do lots of these with you. Use smaller numbers first.

Counting: Count backwards in 1's 5's and 10's. Point to your grid. This will help you.

Complete the pattern:

< < < ///<<< /// _____

♥ ♥ ♦ ♥ ♥ _____

☾ ☾ ☾ ◻ ◻ ☾ _____

Now try doing a few of your own patterns.

Do these:

$4 + 2 + 1 =$	$10 - 5 - 2 =$	$3 + 3 + 3 =$
$7 + 2 =$	Half of 6 is _____	4 doubled is _____
2 more than 5 is _____	Before 10 is _____	After 11 is _____.

Let's revise number lines: $5 + 3 + 1 +$ _____

0 1 2 3 4 5 6 7 8 9 10

$10 - 4 =$ _____

0 1 2 3 4 5 6 7 8 9 10

$6 + 3 - 2 =$ _____

0 1 2 3 4 5 6 7 8 9 10

Story Sum: Share 12 marbles among 3 boys. Each boy gets _____ marbles. (Draw to help you)

Lesson 3

Date: 22 June 2020

Day: Wednesday

Revise your counting, spelling of numbers and bonds. Remember to revise bonds with missing numbers: eg $4 + \underline{\quad} = 6$ $7 - \underline{\quad} = 3$

Say the days of the week and months of the year aloud. You should be able to recognize the words now.

Today we going to do **Addition** again.

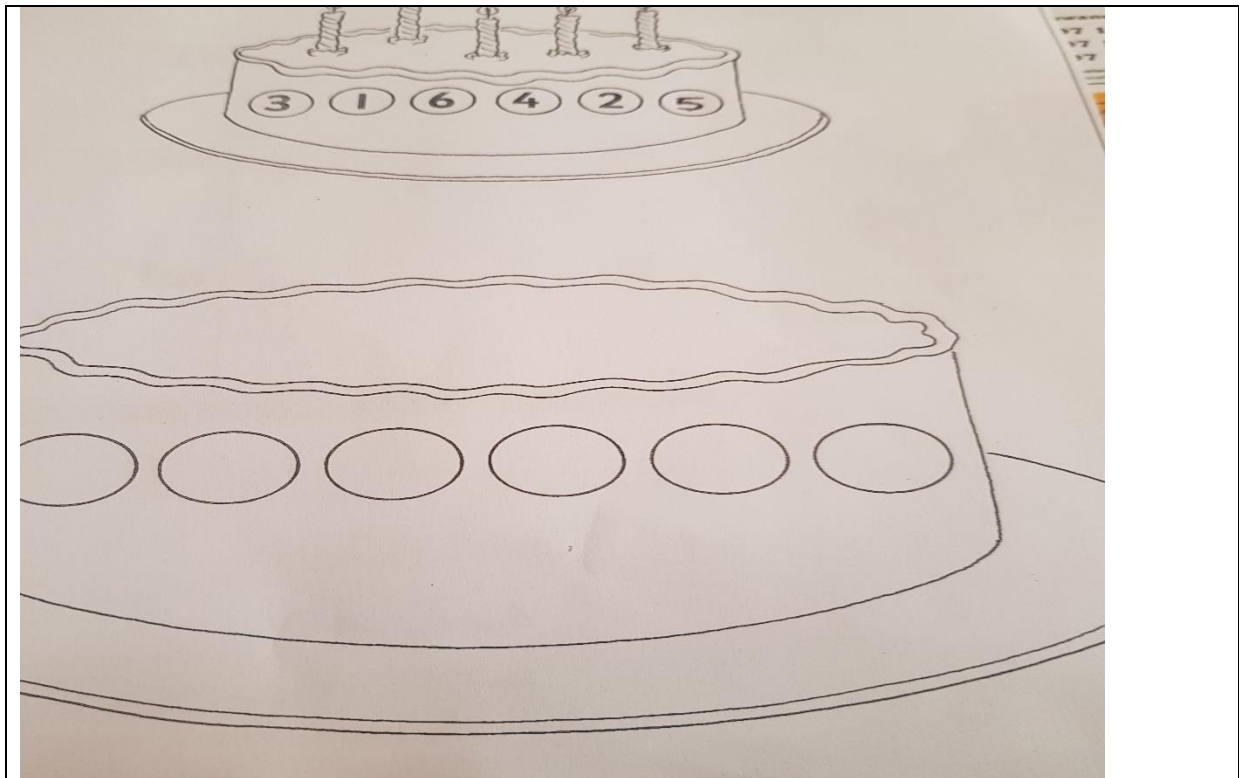
$\underline{\quad} + \underline{\quad} = 8$ So you draw 8 pictures. Break them up into 2 groups. Eg: **00/000000**

so your answer is **2 + 6 = 8**

Now try these:

$\underline{\quad} + \underline{\quad} = 7$	$\underline{\quad} + \underline{\quad} = 5$	$\underline{\quad} + \underline{\quad} = 9$
$\underline{\quad} + \underline{\quad} = 5$	$\underline{\quad} + \underline{\quad} = 10$	$\underline{\quad} + \underline{\quad} = 4$
$\underline{\quad} + \underline{\quad} = 6$	$\underline{\quad} + \underline{\quad} = 8$	$\underline{\quad} + \underline{\quad} = 11$
$\underline{\quad} + \underline{\quad} = 3$	$\underline{\quad} + \underline{\quad} = 12$	$\underline{\quad} + \underline{\quad} = 9$
$3 + \underline{\quad} = 9$	$\underline{\quad} + 4 = 7$	$\underline{\quad} + \underline{\quad} + \underline{\quad} = 12$

Do these **Doubling** sums by doubling the numbers of the candles in the bigger cake. Also double the numbers in the circles for the big cake.



Story Sum: I am 6 years. My cousin is double my age. My cousin is $\underline{\quad}$ years old.

Complete Workbook page 116 and 117 on Repeated Addition of 4's.

Lesson 4

Date: 23 July 13, 2020

Day: Thursday

Calendar: July is the 7th month of the year. Look at a calendar at home and see how many days are there in July.

Revise your bonds, counting and spelling of numbers. Don't forget your halving and doubling too. This will help you for your test tomorrow.

Today we are going learn more about **Money**. Complete pages 126/127 of **workbook**. Use your counting knowledge in 1's 2's and 10's to help you get your answers.

I have:

I buy for:

My change is:


R10	R5	R _____
R20	R10	R _____
R50	R25	R _____
R100	R80	R _____
R20	R15	R _____

Story Sum:

I bought a toy car for R10, a jet for R5 and a boat for R3. I paid with a R20 note. My change is R _____.

A pencil costs R10. I only have R8. I need R _____ more to buy my pencil.

Now work out these sums on the clown and then have fun colouring it. This is revision for tomorrow.



Lesson 5

Date: 24 July 2020

Day: Friday

Count in 1's 2's 5's 10's. Revise your Bonds.

Practice number formation from 0 to 10. Do not reverse numbers. If you are not sure refer to your number grid in your flip- file.

Today is Friday. Last week we did a Mental Test. Today we are going to do a Speed Test. Remember to complete all the sums you know first. Then do the rest. Don't confuse addition with subtraction. Have your number grid close by to help you find answers.

2+3=	7-4=	5+2=	7+3=	6+1=	1+9=	6=2+__	7-__=4	10+1=	6-3=
4+4=	6+1=	8-2=	2+2+2=	5+1+1=	4+2=	__+3=7	2+6=	4+2=	9-1=
5-3=	9-3=	10+0=	9-3-3=	10-2=	11-3=	5+0=	5+4=	4=__+3	4+0=

Hope you got 30/30. How many minutes did you take?

Now complete Workbook page 118 and 119

Have a super Saturday and Sunday. Hope to see you soon. Listen to, or watch the news to know what's happening about your return to school.