

Work for the 21 to 25 September 2020

Dear Parents

We hope you and your little ones had a fabulous weekend. A reminder for our home-based learners regarding assessments.

Assessment dates are as follows:

Monday: 21.09.2020 - Math's assessments from 8:30 -11:30

Revision for Mondays Maths assessments:

- Data handling (pictograph)
- Measurement (light and heavy)
- Oral counting (1-10 / 10-1)
- Write numbers (1-10)
- Ordinal numbers (1st, 2nd, 3rd...)
- Patterns (shape and number patterns) $\triangle \square \bigcirc$ _ _ _ _ _
123123 _ _ _ _ _
- 3D shapes (cube, sphere, cylinder, prism)
- Line of symmetry \bigcirc

Monday : 28.09.2020 - English assessments from 8:30-11.30

Monday : 05.10.2020 - Life Skills assessments from 8:30-11.30

Learners to please carry their stationery and a packed lunch.

Maths Oral Work for this week: (to be done daily)

1. Rote count forwards 1-10 and then backward 10-1.
2. Count in 2's up to 10, in 5's up to 50 and 10's up to 100.
3. Learn personal details, your name, surname, birthday, mum/dad's cell number, address and Parents names.
4. Learn days of the week, months of the year and the 4 seasons in order (Summer, Autumn, Winter and Spring)
5. Discuss types of South African notes and coins:
 - a) R10, R20, R50, R100 and R200
 - b) 10c, 20c, 50c, R1, R2 and R5 coins
 - c) Discuss and explain colour of the notes and the coins, the picture at the front and back of the notes (the BIG five) and on the coins.
 - d) Read and identify the number on each note and coin.
6. Discuss heavy and light objects (e.g.) hammers are heavy while feathers are light in weight

English Oral Work for this week: (to be done daily)

1. Learners to practice the song "pat-a-cake" with actions.
2. Retell a story to mum in your own words.
3. Learners to explain how to use the hand sanitiser.
(example below)
 - a) I use the hand sanitiser to clean my hands.
 - b) First I spray it onto my hands.
 - c) Then I rub my hands together.
 - d) See, now my hands are clean.

4. Revise and sound out letters a-z, letter, sound and name. (see examples below). Make a word with each letter.

Letter	Sound	Name (pronounced as)
a	ah	ay
b	bih	bee
c	kih	see
d	dih	dee

Learners to complete Blue workbook.


Pages: 2,3

4,5

12,13

Maths Written:

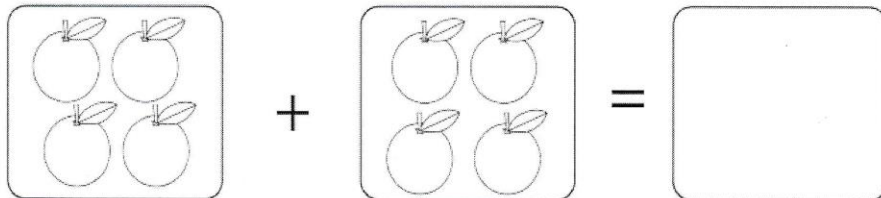


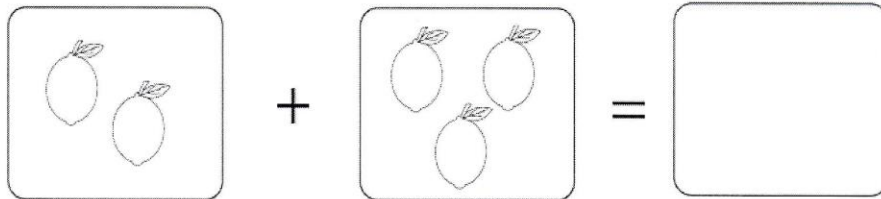

Learners to colour in the South African notes, say the colour of each note, its value and what animal picture is on it.



Complete the following addition worksheet

Name: _____

Add the number of images in each box and write the answer in the last box.



English written:

Learners to write a grocery list "draw pictures" to indicate what you would like to buy.

Practice writing your letters l-v with correct formation and direction, don't forget your little kick... (e.g.) l, h, i.

Practice writing your name and surname.

Friday:

Revise all orals for the week.

Theme for the week: "Jobs people do"

Discuss different types of jobs people do.

Draw a picture of what you would like to be when you grow up.

"Have a fantastic weekend and stay safe".

