





1 June 2020

Today is **Monday**.

Salaams and regards to everyone and welcome to week 8 of your on line learning session. The government has plans for us to return to school soon so we hope to see all your smiling mask-on faces soon. It may be scary but we will have to take all the necessary precautions and practice our hygiene the way we have been learning thus far. Today is the beginning of a new month and a new season. We are loving the cold weather. It is so lovely to snuggle up and read a book. Hope you are doing that.

• **Oral work**

1. Learn to spell June.
2. You must now revise all your set words. Two sets a day so that you can identify all the words and make longer sentences.
3. This week's spelling test will be on Set 3 words so please start learning to spell them.
4. Phonics: LEARN THE SOUND – Say a b - gives us ab.
5. Make words for **ab**. E.g. **c ab = cab**
6. Sound out the **ab** words. Make your own sentences.

cab	dab	jab	tab	stab
				We should never use a sharp object to stab anyone.

• **Written work**

1. Look at the pictures and write a few sentences about winter. You can write about whether you prefer winter to summer or not. Use the word bank and your flip file.



Word bank



- | | |
|-----------------|----------------|
| winter | boots |
| cold | gloves |
| fire place | socks |
| heater | snow |
| keep warm | lazy |
| hot drinks | movies |
| warm clothes | books |
| cuddle | trees are bare |
| jersey / jacket | blanket |

2 June 2020

Today is _____

• Oral work

1. Learn set 3 words. Naughty is a long word so break it up nau /gh / ty.
2. Revise set words. This week we will start reading Set 12 sentences. 2 to 3 sentences a day so that it will be fluent.
3. Phonics: LEARN THE SOUND – Say e b - gives us eb.
4. Make words for an. E.g. w eb = web
5. Sound out the eb words.

web	Deb			
				

I really tried but I couldn't think of any more eb words. Can you find more words?
Let's read.

• Deb loves to watch how the spider spins his web.

Comprehension: Read the passage 3 times. Answer the questions using full sentences. Remember to begin your sentences using capital letters and end with a full stop.

Playing in the snow

Ben loves winter. He can play in the snow. He will wear a green jersey. He will play with his friend Sam. They will build a snow man. They will have fun.

1. What season does Ben love?

Ben loves _____

2. Why does he love this season?

He loves this season because _____

3. What colour is the jersey that he will wear?

4. Who will Ben play with?

5. What will they do in the snow?

They will _____

Set 12 sentences

1. At what time will we be at school?
2. We are reading at school with our teacher.
3. My mum is reading a book.
4. Mum is reading a book to baby.
5. The bad cat got up in the morning.
6. I will be at home when you come.
7. Baby brother did not come to school because he was ill.
8. My sister made a pretty fan at school.
9. Is it time to go home?
10. I went down to the car with dad
11. When will mum come?
12. Dad will come home after work.
13. My brother is naughty.
14. Are we going to draw a picture?
15. We are going to ask the teacher what we have to do.

- Your bonus sentence 😊

What time will it be when we are down at the school? She got up on time in the morning but the bad boy wants her to run.

- Oral work

1. Learn set 3 words. Let us spell fr / ie / nd - friend.
2. Revise set words. Read set 12 sentences.
3. Phonics: LEARN THE SOUND – Say i b - gives us ib.
4. Make words for an. E.g. b ib = bib
5. Sound out the ib words.

bib	nib	rib	crib	fib
-----	-----	-----	------	-----

- Written work

1. Choose 3 phonic words and write interesting sentences for them.
2. Make sentences for these words from set 12
when-

time -

3. Language - VOWELS

We are going to learn about **vowels** for those of us who don't know.

There are 5 letters that are called vowels. They are **a e i o u**. A vowel may be found at the beginning of a word or anywhere within a word.

Look at the words and underline or colour in the **vowels only**.

cat	book	mud
bit	pin	dad
story	apple	love
home	paint	sister
sit	bud	egg

On a Wednesday we used to discuss nature news in class. We hope that you have been looking at some nature news in magazines, newspapers, on the internet or on television. Let us share an article this week. Mum or Dad will help you to read and then you may have a discussion. We know that you will find this interesting!!!

Nature News

Dolphins

A dolphin is an aquatic mammal. Dolphins are extremely intelligent and sociable animals, and have their own way to communicate with each other using sounds. This is called echolocation. Although they live in the sea, they cannot breathe under water. They breathe through a blowhole and have to come up for air every 15 minutes. They are carnivores so they eat fish, squid and other sea creatures.

Dolphins have a playful and friendly nature which makes them very popular with humans. Although they are often mistaken for fish, dolphins are actually mammals. Their tail fins, called flukes, are horizontal, and move up and down. Fish have vertical tails which move from side to side.

The most common type of dolphin is the bottlenose dolphin. They measure around 2 to 4 meters long and can weigh anywhere between 135kg and 650kg. Male dolphins are larger than female dolphins. They usually live in groups of around 10 to 12 members. These groups are called pods. The female members are called cows and the males are called bulls. Young dolphins are known as calves.





4 June 2020

Today is thinking _____

• Oral work

1. Revise all your Set words and sentences.
2. Revise set 3 for your spelling test.
3. Phonics: LEARN THE SOUND – Say o b – gives us ob
4. Make words for ob. E.g. c ob = cob
5. Sound out the ob words.

cob	Bob	hob		
				

• Written work

1. Make two words for the ob sound. Draw pictures for the phonic words.
2. Make a sentence for what and for bad.
3. Look at this hand. Fill in the vowels. One vowel for each finger.



4. If a word begins with a vowel, then we will use the word an before it. Now practice this. Colour in the vowels if they are at the beginning of a word. Then think of your own examples.

an apple

a book

an umbrella

a girl

an egg

a boy

an igloo

a school

an orange

a friend

5 June 2020

Today is fabulous _____

- Oral work

1. Revise set 12 words and read set 11 and 12 sentences
2. Phonics: LEARN THE SOUND – Say u b – gives us ub.
3. Make words for ub. E.g. s ub = sub

tub	hub	cub	rub
I love to bath in the tub.	Hub means the main centre of activity. Where there is a lot of action.	A baby lion is called a cub.	I love it when my mum rubs my back.

- Written work

1. Choose any five words from this week's phonic lessons and construct your own sentences.
2. You will now take your test for set 3 words.

Good luck.

Write the numbers 1 to 10 outside the margin. Mum or Dad will call out the words in a different order than appears in the file. Think before you ink.

Then write out this sentence for dictation. Mum or Dad will call out each word for you to write. Remember the rules of sentences.

My good friend has a naughty dog, a cat and a car.

Have a wonderful weekend... happy reading...



Phonic Reading

A sub in the tub

Bub is in the tub. Bub has a sub in the tub. The sub will get wet in the tub. Bub can dip the sub in the tub. The sub will bob in the tub. Bob can scrub the sub in the tub. The sub can go in the tub. It is fun to get a sub in the tub.



Tab the cab

Tab the yellow cab likes to go to the lab. Tab picks up Jab at the lab. On his way from the lab with Jab, Tab hits a crab. Jab took the crab to the lab. Look! The crab did not get a scab.



Deb and the web

Deb and Bob watched the spider spin her web. Bob wore a bib because his rib was hurt. Deb chewed on the cob as she looked at the web. Bob was scared that the mob would rob him. Bob and Deb began to sob.

