

Afrikaans Grade 1

24 August to 4 September






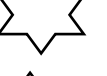



Goeie more meisies en seuns – Good morning girls and boys

The month August is Augustus in Afrikaans. It is the 8th month of the year. Please remember to revise “Dae van die week en Maande van die jaar”. Revise oral work from your flip file. Don't forget to also reinforce orals in “My family - My familie”.

Read these sentences and do the actions. Revise and then later you can ask an adult to test you. Remember “My Ligaam”

- Ek was my hande. – I wash my hands.
- Staar op. – Stand up.
- Klap jou hande. – Clap your hands.

We did work on Colours – Kleure. Read and say the words. You can also fill in the missing word and colour in the shape.

blou	-	_____	
red	-	_____	
bruin-		_____	
yellow-		_____	
groen-		_____	
black	-	_____	
pers	-	_____	
pink	-	_____	
wit	-	_____	

Today we going to start a new theme and learn new words on Troeteldiere – Pets. You have the whole week to learn them. Learn two words a day. Remember to listen to the audio for the pronunciation of these words. This will be sent on the mum's Whatsapp group.

Luister en se die woord - Listen and say the words.

Troeteldiere – Pets

hond	-	dog	voel	-	bird
kat	-	cat	muis	-	mouse
vis	-	fish	haas	-	rabbit


Teken jou Troeteldier – Draw your Pet




Complete worksheet on Troeteldiere by colouring and revise saying the word.

Troeteldiere


Pets




dog - hond




bird - voël



cat - kat



mouse - muis



fish - vis



rabbit - haas

In term three you have an Afrikaans poem to learn for your oral assessment. You will receive an audio be given an audio for guidance.

Jan Pierewiet rhympie

Jan Pierewiet, Jan Pierewiet
Jan Pierewiet staan stil,
Jan Pierewiet, Jan Pierewiet
Jan Pierewiet staan stil.

Goeie m^ore my vrou
hier's 'n soentjie vir jou.

Goeie m^ore my man
daar is koffie in die kan.



Complete this activity by filling in the correct words for the picture. You will find the words on the worksheet labelled Troeteldiere.









