

24 August 2020

Today is Monday.

Dear Parents

Group B learners are returning to school today so we will now be uploading the same work that is being done in class. We will be starting with a full revision programme as per departmental directive. You may find some repetition, but it is important to consolidate work done thus far before new work commences. Remember that we are going to work under strict time constraints and it is important to complete all the oral and written work in order for us to complete the third term's syllabus on time. Although it may seem overwhelming, we will manage and work together to get the learners through with the necessary help and support. Work set out as online support for those learners who will not be attending school will be work carried out in class. Learners will be assessed after revision is completed. Remember that oral and written aspects will be assessed.

- **Oral Work**

1. Revise set 1 to 5 words and sentences.
2. Revise **ag** to **eg** words from last week.
3. Do you remember the P1 words? Revise them again so that reading becomes easy for you.

- **Written Work**

Write a sentence for the following words.

this	with	have	the	can
------	------	------	-----	-----

- South Africa has now moved to Level 2 of the lockdown. That means that most places have been opened up and people can travel freely and move around without a lot of restrictions. We have to remember that the virus is still here and has not gone away so we have to follow all the safety rules that we have been taught.

Write 3 to 5 sentences saying how you feel now that South Africa has moved to lockdown level 2? Do you feel safe? Are you still taking all the necessary precautions and making sure that you are safe?

Looking forward to seeing Group A learners tomorrow...

25 August 2020

Today is Tuesday.

Hi everyone.

Remember that Group A is at school today. They will learn the classroom lessons that Group B learnt yesterday. Complete the blue book work at home today.

Revision of phonics for the week

- All single sounds from A – Z

- Phonic blends **at** to **ut**

ad to **ud**

am to **um**

an to **un**

ab to **ub**

We will revise all these phonics for the week. Please revise all this at home.

Turn to page 6 in the blue book and practice your reading with the short sentences. Look at the **th** and **sh** sounds.

Join the dots for b and copy the sentence.

On page 8 you will draw a picture of an animal that will make a good pet.

Now read the sentences and circle the sounds that you find on the left.

Cut out the animals and paste them on to the farm picture on page 9.


26 August 2020

Today is Wednesday.

- Oral Work

1. Revise set 6 to 9 words and sentences.
2. Revise **ag** to **eg** words from last week.
3. Do you remember the PI words? Revise them again so that reading becomes easy for you. Well done for learning your PI words. Today we are going to read the first story from the first pink book.

- **Written work: Comprehension:** Read the passage 3 times. Answer the questions using full sentences. Remember to begin your sentences using **capital letters** and end with a **full stop**.

A Hot Pot	
That is a very big pot. I want to look in the pot. Stop! That pot is too hot! Mom put the lid back on top.	

1. What is the size of the pot?

2. Is the pot hot or cold?

3. Who put the lid on the pot?

- We are going to learn a new sound today.

Phonics: LEARN THE SOUND – Say **i g** - gives us **ig**.

big	dig	wig	pig	fig
			A baby pig is called a piglet.	

27 August 2020

Today is Thursday.

Remember that Group A is at school today. They will learn the classroom lessons that Group B learnt yesterday but they will complete the blue book work at home today.

Turn to page 10 in the blue book and practice your reading with the short sentences. Look at the **un** sounds. How many **un** sounds did you see.

Read the phonic words on page 11.

Join the dots for **c** and copy the sentence.

- Please revise all your set sentences in order that your reading will become fluent.
- Revise the **ig** sounds from yesterday.

28 August 2020

Today is Friday.

- Oral Work

1. Revise set 10 to 12 words and sentences.

2. Read over all the P1 words and make sure that you can recognise them.

3. Today we will start to read the first story from the pink book called Meet the Friends. The story is called Down the Hill.

- We are going to learn 2 new sounds today.

Phonics: LEARN THE SOUND – Say o g – gives us og.

Sound out each word. Then draw a picture for the og words.

dog	hog	log	tog	cog

LEARN THE SOUND – Say u g – gives us ug.

Sound out each word. Now write a sentence for the words.

bug	dug	hug	mug	tug

Language aspects to be covered from 24 to 28 August 2020

- **Capital letters and full stops**

Fill in the capital letters and full stops for these sentences.

1. she has a pet cat named fluffy
2. my baby sister zahra is cute
3. ben and max live in durban
4. i have a brown cat called pat
5. the car is red.

- **is / are**

Read the sentence and fill in is or are.

1. Her name _____ Tess.
2. We _____ feeling sleepy.
3. That girl _____ is very happy.
4. Pat and Matt _____ brothers.
5. Mum _____ so happy to see me.

- **Plurals**

Read the sentences and fill in the plurals for the words that are in bold.

1. There are 12 **boy** in my class. _____
2. I had two **apple**. _____
3. Both my **leg** are sore. _____
4. I took two **banana** in my lunch box. _____
5. The **kid** are playing in the park. _____

Life Skills Grade 1 (24 August – 28 August)

Good morning grade 1 learners. This week we will be continuing from last week's theme. We will be talking about 'People in my community' & 'Right & Wrong'.

RIGHT OR WRONG


















Learners to refer to pages 6 & 7 in their workbooks. Speak to an adult about the pictures and if it is Right or Wrong the way it is looked after or used by us. What are the correct ways of looking after the facilities in our community?

Learners to complete the rest of the activities on page 7 after discussing the theme with an adult at home.

PEOPLE IN MY COMMUNITY

Community Helpers

 <p><u>Community</u> A community is a place where people live, work and play.</p> 	 <p><u>Community Helpers</u> Community helpers are people in your community that help others.</p> 		
 <p>Policeman Keeps us Safe.</p>	 <p>Nurse Helps us feel better.</p>	 <p>Teacher Helps us learn.</p>	 <p>Veterinarian Heals our pets.</p>
 <p>Firefighter Protects us from danger.</p>	 <p>Dentist Keeps our teeth healthy.</p>	 <p>Doctor Heals our bodies.</p>	 <p>Farmer Grows our food.</p>
 <p>Construction Worker Builds houses & buildings.</p>	 <p>Crossing Guard Helps kids cross the street.</p>	 <p>Mailman Delivers our mail.</p>	 <p>Librarian Helps us find great books.</p>

Learners to complete pages 8 & 9 in your term 3 workbook. Parents to read, supervise & have discussions with learners please.