

27 July 2020

Today is marvelous Monday.

Once again things have changed. We were excited to receive you at school today and due to the rise in Covid infections we have to wait a little longer. We trust that you are all well and that your parents are helping you along with the work that is being sent to you. Your parents would have collected term 3 workbooks. Please wait for instructions and do not complete exercises without instructions from us. Please be good and follow the instructions and complete the work so that you can continue learning during this trying period. Do not make excuses and you must make the learning process an easy one. We miss you and we are praying that this will end soon so we can go back to learning in the classroom. At the end of this week is Eid-ul-Adha so we would like to wish you well and remember to stay safe by using a mask and social distancing.

- Oral work

Revise all set 1 to 5 words and sentences. Start learning spelling for set 7 words for a test on Thursday.

- Written work

Have a look at the title. Now use your imagination and use the words provided to help you write. You may get mum or dad to help you to spell too. One or two sentences for each block.

 If I had Name _____
a **Magic Car**

If I had a magic car I would _____

First: _____

Then: _____ 

Last: _____

Having a magical car would be _____

Word Bank

excited	help
happy	travel
drive	world
fast	parents
visit	friends
fly	awesome
amazing	interesting
dream holiday	funny

28 July 2020

Today is Tuesday.

- Oral work


1. Revise phonic words an to un. Make words for the sounds and sound them out.
2. Continue learning spelling set 7 words for your test.

- Written work

Comprehension: Read the passage 3 times. Answer the questions using full sentences. Remember to begin your sentences using **capital letters** and end with a **full stop**. Today we will help you along.

Flowers for Mom

Beth went to a flower shop to get flowers for her mom. She wanted to pick just the right ones. Beth found five pretty flowers. Two flowers were yellow and three were white.



1. Where did Beth go?

Beth went _____.

2. Why did she go to that shop?

She went there because she _____

_____.

3. How many pretty flowers did she find?

She found _____.

4. Draw the flowers and show what colour flowers she bought.

29 July 2020

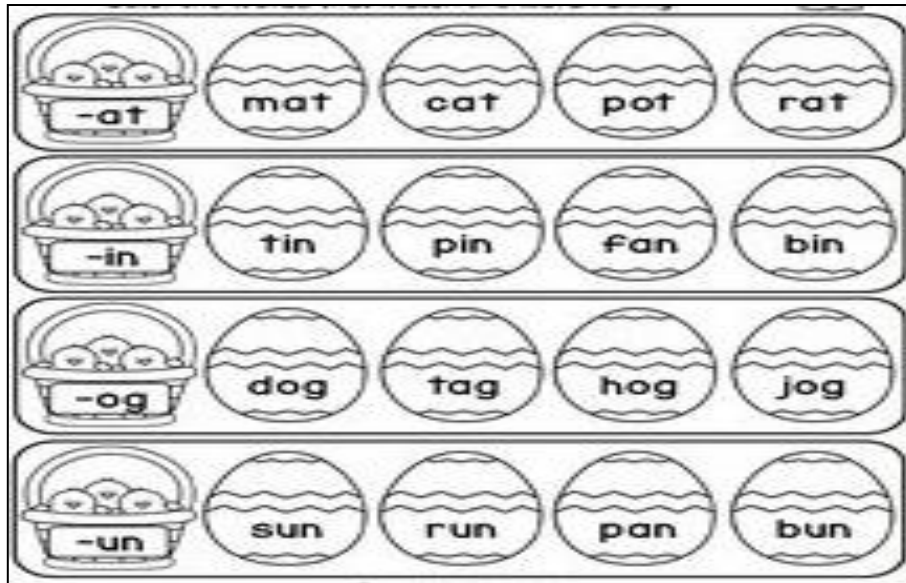
Today is Wednesday.

- Oral work

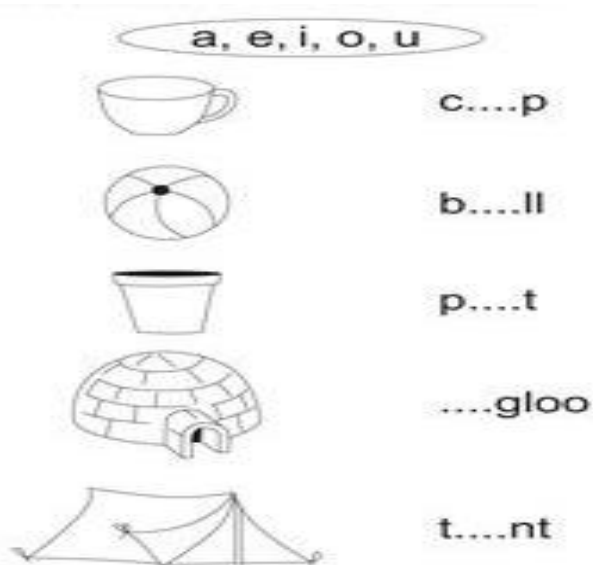
Revise phonic words and sentences.

- Written work

1. Look at the phonic sound at the beginning. Then colour in all the eggs that have the same phonic sound.



2. Choose the correct vowel to complete the word.



30 July 2020

Today is Thursday.

- Mum or Dad will read the sentences to you. All you need to do is decide whether to write **has** or **have** to complete the sentences. Remember that **has** is used for one person and **have** is used for many people. Have is also used for I e.g. I **have** a brown dog.

1. She _____ two sweets.
2. I _____ many colour pencils.
3. Tim _____ three balloons.
4. I _____ to go to school early tomorrow.
5. They _____ a big house.

- Mum or Dad will read the sentence for you and you will choose the correct word from set 7 to complete the sentence. I am sure that you will be able to read many of the sentences by yourself.

get	him	night	cry	me
see	will	by	his	came

1. I will _____ mum after school.
2. Dad saw him _____ the car.
3. She will _____ gifts for her birthday.
4. She _____ to visit us.
5. We can see the moon at _____.
6. The baby will _____ for her milk.
7. I will help _____. (the boy)
8. He _____ play with me.
9. Can you please help _____?
10. He is very excited about _____ new toy.

Answers for parents. 1.see 2.by 3.get 4.came 5.night 6.cry 7.him 8.will 9.me 10.his

31 July 2020

Today is fabulous Friday.

You must be excited about celebrating Eid with your family. It is going to be another Eid that may be very different or all of us but we will make the most of the day. Today we will go through one easy fun activity and then enjoy a reading passage. We really do hope that you are taking the time to read all the material we are sending to you to help to enhance your reading skills. We would like to remind you to also use the online library from the website.

Remember to look for rhyming words and colour those the same colour. A rhyming word is a word that sounds the same. E.g. hot and pot. Fat and bat. Can you think of other rhyming words? Please colour in neatly.

Name _____

Rhyming Words

Flip Flop Pairs

Directions: Sort the flip flops into pairs. Find two that rhyme and color them the same color.

sun hot met

sip ran

fan lip fun

mat hat

pet hot

Here is some reading to help you to improve your reading skills.

My house

This is my house. My house is little but very pretty. My daddy painted our house using bright colours. I watched him painting and I helped him too. I like our house.



Grade 1 Life Skills (27-30 July 2020)

Dear Little ones , Guess what? We are completed with our workbook and our themes for the 2nd term. Please revise this week and complete any missing pages in your workbook. Now for some fun time you can turn to the cut-out pages in the middle of the book and complete the cut-out activities. Enjoy your week ahead. Eid Mubarak to you and your family. Hope you have a blessed Eid. Stay Safe. Miss and Love you all.

