

Looking after our environment



Let's talk

Look at this poster and talk to your friends about what it tells us.



Look at the recycling logo.

Where have you seen a logo like this?



Do it outside

Can you make up a dance using hoops and ribbons?



Date:



Let's read

How can we help to keep the environment clean?


We need to remember the three **R**s.



Reduce: We should reduce our littering.

Re-use: We should re-use as many things as we can before throwing them away.

Recycle: We need to find ways of using paper, bottles and tins.



Let's write

In the table below, write the names of items that can be recycled. We've started each list for you.



Recycle glass	Recycle plastic	Recycle paper	Make compost
Old bottles	Plastic bags	Newspapers	Vegetable peels






Let's write

Recycling


Draw a line from each of the items on the left to an item on the right, to show how they can be used to make useful things.



Now design and label something that you can make using recycled objects.

Name of object	Draw a picture of your object
Made from	

Date:



Let's write

Think of things that can make good compost. Write each of the words below into the correct column to complete the table. You may also think of some items of your own and sort them into the correct columns.

plastic bags

vegetable peels

nails

cool drink cans

eggshells

Things that won't decay

Things that will decay



Let's do

Make a poster to stop littering.
Draw a picture and write a message.

