

28 September 2020

Today is Monday. Yesterday was _____

Warm greetings to everyone. Most learners are back at school and we are hopeful that the remaining learners will return soon. Kindly complete all aspects of oral and written work so that learners are familiar with all the work covered once they return to school. Some learners are still not adequately prepared when they come in to complete assessments. An urgent plea to send learners with the necessary stationery. Refer to the assessment plan for this week's assessments.

- **Oral work**

1. Revise set 1 to 5 words and sentences. Practice reading for your assessment.
2. Revise phonic words at to ut and read the sentences.
3. This week's phonic test will be on ad to ud words.
4. Revise P1 and P2 words. We will upload the next reader this week. Read 1 story over 2 days or till it is fluent before you move on to the next story.
5. Remember to learn your speech on water.
6. Our phonic words for today are the **am** words. Look at the phonic worksheet for these words. **a-- m → am**. Say the words and make sentences.

a-- m → am

j --- am → jam

d --- am → dam

P --- am → Pam

- **Written work**

Write 5 sentences on 'My pet'. If you do not own a pet, then you will write sentences on 'A pet that I would like to have'. Use the words from the word bank, together with your dictionary and your flip file.

Word Bank			
favourite	name	bird	pet shop
dog	enjoy	friend	beach
cat	walk	feed	cage
colour	playful	help	kennel
feed	look after	vet	bath

Draw a picture of you with your pet or with the pet that you would like to have.

29 September 2020.

- Oral work

1. Revise set 6 and 7 words and sentences.
2. Revise ad to ud words for your test on Friday.
3. Learn P2 words thoroughly.
4. Start reading the new reader.

Blue book: pages 28 and 29

Let us revise the vowels. the vowels are a , e , i , o , u

Trace your hand and fill in vowel on each finger.

On page 28 you will look at the books and fill in the missing letters on the spine of the book.

- Look at the books. Find the thick books and the thin books. Now answer the questions by filling in the letters to show the thick and the thin books. Write down the letters on the line.
- Count how many colours of each book there are and fill in the numbers next to the colours.
- On page 29 you will fill in the vowels to complete the words and match the words to the pictures.
- Match the balloons to the correct colour T shirt.

30 September 2020

Today is Wednesday. Tomorrow will be _____

- **Oral work**

1. Revise set 8 and 9 words and sentences.
2. Revise ad to ud words and sentences.
3. Revise P1 and P2 words.
4. Read the reader.
5. Our phonic words for today are the **em** words. Look at the phonic worksheet for these words. e-- m → **em**. Say the words and make sentences.

e-- m → **em**

h--- em → **hem**

g --- em → **gem**

Try to think of any other **em** words. Make sentences for the em words.

- **Written work**

Comprehension: Read the passage 3 times. Answer the questions using **full sentences**. Remember to begin your sentences using **capital letters** and end with a **full stop**.

Two little birds

I see two little birds. They are blue birds. The birds are up high in the tree. They are in the nest. There are six eggs in the nest.

1. How many birds do I see?

2. What is the colour of the birds?

3. Where are the birds?

4. How many eggs are in the nest?

5. Draw a picture for this short story.

1 October 2020

Today is Thursday.

- **Oral work**

1. Revise set IO and II set words and sentences.
2. Revise all the am and em words. Read sentences from your flip file.
3. Continue with P1 and P2 words and read your reader. Remember only 1 story until it is fluent. Then move to the next story. By-hearting a story does not mean it is fluent reading so always bear that in mind.
4. Learn your speech on water for Monday.
5. Learn for the phonic test tomorrow.

Blue book: pages 30 and 35

Look at the words on page 30. Read the words and look at the middle sound. They are vowels. now write each word into the box that it belongs in. e.g. cat will go into the a box because the middle sound is a.

Mum or Dad will guide you to cut out the booklet on the three bears. Practice your cutting and folding skills. Take your time and cut neatly on the red line and fold on the black dotted lines.

Look at the picture on page 35. Colour in the picture neatly find the spoon, truck, watch, bow, tie, toothbrush and handbag. Circle these items.

***** Parents are reminded to supervise the work, date each day's work and mark it so that your little ones can identify their errors and correct them.

Improve your reading skills

Pam has jam

Pam has a bit of jam. The jam is not in a bag. The jam is not in a pan. The jam is in a can. The jam is not bad. Pam will share the jam with Sam. They will make a cake and spread the jam on it.

2 October 2020

Today is fantastic Friday.

Yesterday was the beginning of a new month. October is the tenth month of the year. There are 31 days in October. We must now learn to spell October. Clap out the word and say how many syllables there are.

Oc / to / ber. There are 3 syllables. You will break up the word October to learn the spelling of the word.

- **Oral work**

1. Revise set 12 words and sentences.
2. Revise all your phonic words and sentences.
3. Mum or Dad will call out 10 words from ad to ud for your phonic spelling test today. Good Luck!!!!

Language concepts this week.

- Fill in the capital letters and full stops.

1. tom and i will go to school on friday
2. mum and zahra are going to have a party in october
3. i will visit my friend who lives in overport
4. my dad's name is john

- is / are

1. We _____ waiting for the holidays.
2. There _____ lots of animals in the zoo.
3. The shop _____ near my house.
4. Dad _____ is very happy today.

- was / were

1. She _____ writing in her book.
2. They _____ watching television.
3. Mum _____ reading a book.
4. My sisters _____ jumping.

Have a lovely weekend.

Since this is the last week for uploads, you are advised to help your little one through the following activities. Learners may do 1 activity per day.


- Read the short stories below and identify all the am words by circling them with a blue colour pencil.

Pam has a big ham. Pam likes ham with jam. Pam will not eat ham with yams. Pam looks for the jam. The jam is not there. The ram has Pam's jam. Pam is mad. Pam wants her jam.



Pam and Sam

Pam the ram likes to eat ham with Sam the ram who likes to eat jam. Sam the ram gives jam to Pam and Pam the ram gives ham to Sam.



- Find the words in the word search below. You may circle the word or colour them in.

FIND A WORD

 cat	j	s	a	d	p	 bag
 van	v	a	l	r	a	 cap
 jam	a	p	a	z	n	 sad
 pan	n	e	b	a	g	 bat
	t	m	s	c	o	
	b	f	c	a	t	
	a	q	i	s	n	
	t	g	d	a	h	
	k	j	a	m	l	
	c	a	p	y	b	

Name: _____

- Write the words for the picture. Use your phonic knowledge. Then complete the word search.

Name: _____


Spell & Find


Spell and find the words.


n	e	t	b	p	l	ten
r	f	m	e	j	e	leg
d	s	p	d	l	g	net
n	g	e	h	c	k	pen
t	e	n	j	e	t	bed
						jet









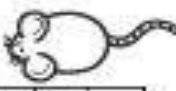















- Say the word out aloud. Write the end sound for each word.












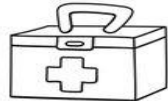
Ending Sounds Name _____

Write the ending sound for each word

 r a	 t a	 h a
 b a	 b a	 p e
 b o	 c a	 t a
 j a	 b u	 j u

- Sound out the word and colour in the correct picture.

Name: _____ **Color the Word**

 lip lid	 pin pig	 fin fig
 kit kid	 win wig	 zit zip
 bit bib	 bid bin	 mix mid
 pit pin	 tip tin	 kid kit

- Look at the picture and circle the correct word.




jam Pam ram




gem pot hem



pen dam cat



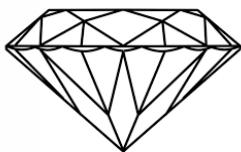
rat cat hat



bed hut bud



red rod rid



gem hut mat

Life Skills

This week we will be discussing the theme Manners and Responsibilities. Learners are to work with parents at home and practise their manners and responsibilities. Parents can remind learners to use words such as **please** and **thank you**. Household chores can make us responsible. Whilst we are on the theme manners and responsibilities children can be guided to carry out responsibilities at home and in the classroom.

Parents to please read and supervise the workbook activities. Learners to complete pages 14, 15, 16, 17.


Manners

Author Unknown
Tune: Twinkle, Twinkle, Little Star

We say, "Thank you." We say, "Please."
We don't interrupt or tease.

We don't argue. We don't fuss -
Listen when folks talk to us.

We share things and take our turn.
Manners are so easy to learn.



©2012 Teacher's Choice Press

GOOD MANNERS!

1. Wait your turn. 
2. Use polite words. 
3. Listen carefully.
4. Cooperate with others.
5. Show your appreciation.
6. Give compliments. 

RIGHTS AND RESPONSIBILITIES

You have the right to a safe environment.	You have the responsibility to follow safety rules.
You have the right to voice your opinion.	You have the responsibility to respect the opinions of others.
You have the right to use school books, materials, and equipment.	You have the responsibility to take care of all school materials.
You have the right to fair treatment.	You have the responsibility to treat others fairly.
You have the right to a good education.	You have the responsibility to do your best.

Be Responsible



- Take care of your things.
- Clean up after yourself.
- Always try to do the right thing.
- Make smart choices.
- Be trustworthy.