

28 September to 2 October 2020

Welcome to another week of online support from the Little Harts Team. We hope that you all had a wonderful and relaxing weekend. Online work will help your little one to remain on par with the curriculum and will also prepare your little one for the remaining assessments.

### REMINDER!!

- |   |                                |
|---|--------------------------------|
| 1. English Assessment<br>(Guidelines below) | (Monday 28/09/2020 8:30-11:30) |
| 2. Life Skills Assessment                   | (Monday 05/10/2020 8:30-11:30) |

\*Please carry own stationery for the assessments.

\*Life Skills assessment will require roll-ups and a pair of scissors also.

\*Carry a packed lunch and a water bottle.

ORAL WORK (To be done daily)

Mathematics Oral

1. Rote count 1-50.
2. Count in 2's from 2 to 20.
3. Count in 5's from 5 to 50.
4. Count from 20-1 (backwards)
5. CONCEPT: Measurement
  - 5.1 **Measure using hands.** (Use hands to measure length of table, sofa, lunchbox etc.)
  - 5.2 **Measure using feet.** (Use feet to measure distance between door & wall / between 2 sofas etc.)
  - 5.3 **Measure using string.** (Use a small piece of string to measure length of objects e.g. toys)
6. Learn days of the week, months of the year and seasons.
7. Revise/recap 2D and 3D shapes
  - 7.1 Triangle, rectangle, circle, square.
  - 7.2 Pyramid, rectangular prism, sphere, cube, cylinder.

## English Oral

1. Revise letters a-z, letter name and sound. (see examples below)

Letter	Name (pronounced as)	Sound	Examples
E	ee	eh	Egg, elephant, engine
F	ef	ff	Fish, frog, fruit, food
G	jee	gih	Girl, goat, green, garage
H	aitch	hih	House, hen, hands, hut

### Revise 2 & 3 below for English Assessment

2. Practise the song "pat-a-cake" with actions.
3. Learner must be able to explain how to use the hand sanitiser process- see example below
  - 3.1 I use the hand sanitiser to clean my hands.
  - 3.2 First I spray it onto my hands.
  - 3.3 Then I rub my hands together
  - 3.4 See, now my hands are clean.
4. Introduction to the letter 'w'.
  - 4.1 The name is W ('Double you') and the sound is 'wih'.
  - 4.2 Find words with the letter 'w'.
  - 4.3 Practise writing the letter using paints, water, air write, chalkboards & on pages

## English written

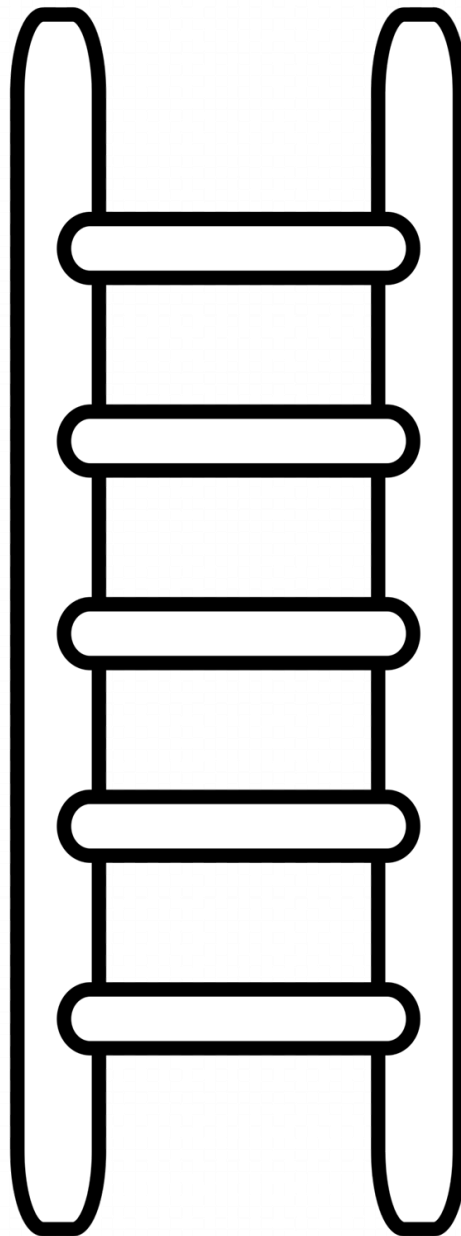

1. Write your name 5 times on a page. ( start at the top of the page, next to the margin)
2. Write the letter 'W' in your book Draw a picture of an object that begins with the letter 'W'. Label your picture.

## Blue Book

1. Please complete the following pages :  
32, 33, 34, 36, 37, & 38.  
Follow instructions on each page.
2. Please complete any unfinished pages of the blue book until the end of the term.

## Maths Written

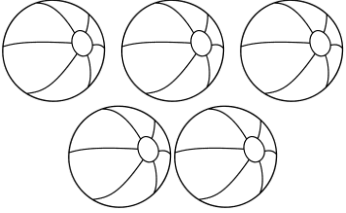
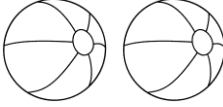
1. Complete the addition and subtraction worksheet.
2. Colour the following pictures and measure the length using a piece of string or a ruler:







Name: \_\_\_\_\_


Complete the addition and subtraction worksheet below.


e.g.  +  = 7

 +  =

 +  =

 +  =


 +  =




-



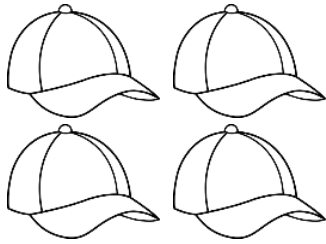
=



-




=



-




=



-



=



-



=

## Friday Activity

### Farm Animals

1. Sing the song "Baa baa black sheep" or "Mary had a little lamb".
2. Colour the picture below and stick cotton wool on the sheep.

