

Grade 1 – Afrikaans

13 – 17 Julie 2020

Goeie more kinders – Good morning children.

Hoe gaan dit? – How are you?

Now you can do the poem, Een, twee, drie, Waar is Marie?

A reminder to parents to revise all oral work from the flip file so that learners can remember what they have learnt thus far.

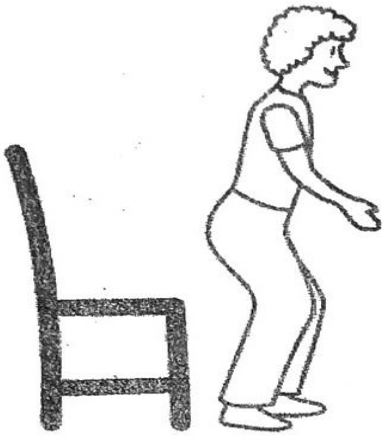
Last week you had new vocabulary on My Gesig. I hope that you know all these words now.

For this week we are going to do Voorsetsels. All you have to do is say the words and do the actions. I am sure that you will have loads of fun learning the words. Mum and Dad will teach you to say the Afrikaans word correctly.

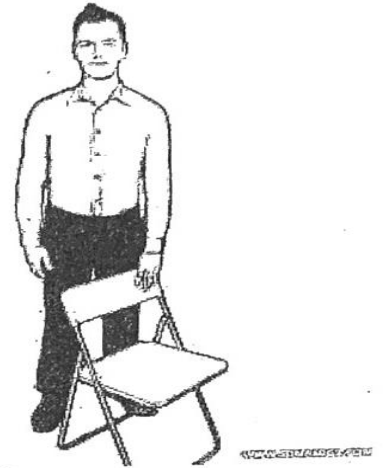
Let us do a quick oral test on our flip file work. Your parent will say an Afrikaans word and you will say the English word. You have 5 seconds to answer. Good Luck and have fun.

sewe -	Ouma -
tien -	Oupa -
vingers -	groen -
kop -	neus -
Vrydag -	Sondag -
Julie	agt -
rooi	pa
blou -	mond -
broer	swart -
baba -	oog -

Voorsetfels




Staan voor



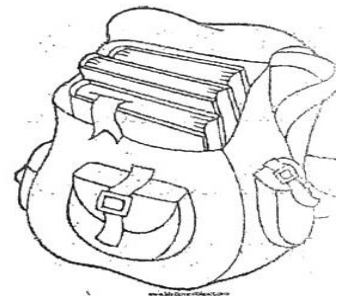
Staan agter



Sit op



Sit onder



Sit die boek in die tas