

## LESSON 1

**Date:** 13 July 2020

**Day:** Monday

Calendar: Yesterday was the 12<sup>th</sup> of \_\_\_\_\_. Today is \_\_\_\_\_. Tomorrow will be \_\_\_\_\_.

**Counting:** Count in 3's from 0 to 21. 0, 3, 6, 9, 12, 15, 18, 21. (Last week we stopped at 15. We just added two more numbers. Say it over and over again until you know it.) Don't forget to continue with the counting in 2,s 5,s 10,s )

**Bonds:** Revise your Bonds up to 10.

Hope you had a splendid and safe weekend. You must continue revising all concepts done, (before, after, more, less, number lines, money story sums, grouping, sharing, halving, doubling, number sequencing etc.) Also practice time on the clock. Just the o' clock. Eg. 1 o' clock....

Today we are going to recap what we did last Monday. More about Bonds. **Building up numbers.** This is how we do it. If you know how to do it without a drawing you may if not, then draw.

Eg.  $4 + \underline{\quad} = 6$  Remember to work from numbers you have already. **4 and 6.** So you draw 6 pictures and put a line after 4. So what's left over is your missing number or your answer.

\*\*\*\* / \*\*

$$\text{so } 4 + \underline{2} = 6$$

**Addition:** Complete these sums

$$5 + \underline{\quad} = 9 \quad \underline{\quad} + 4 = 8 \quad 6 + \underline{\quad} = 10 \quad \underline{\quad} + 3 = 7 \quad 2 + \underline{\quad} = 5 \quad \underline{\quad} + 3 = 6 \quad 2 + \underline{\quad} = 2$$

See how many you can try on your own.

**Story sum:** I have 7 balloons at my party. If I have 2 remaining, how many balloons burst?



**Complete workbook pages 100 and 101. This is to revise your shapes.**

## LESSON 2

**Date:** 14 July 2020

**Day:** Tuesday

**Calendar:** Monday is the 1<sup>st</sup> day of the school week. Wednesday is \_\_\_\_\_rd day and Friday is \_\_\_th day.

Do your counting forwards and backwards from any given number and don't forget your bonds.

Practice number formation from 0 to 10. (handwriting skills)

So today we are going to try more of what we did yesterday. **Building up numbers.**

$7 + \underline{\quad} = 10$

$4 + \underline{\quad} = 8$

$4 + \underline{\quad} = 9$

$6 + \underline{\quad} = 9$

$3 + \underline{\quad} = 7$

$7 + \underline{\quad} = 8$

$4 + \underline{\quad} = 10$

$2 + \underline{\quad} = 5$

$8 + \underline{\quad} = 11$

$3 + \underline{\quad} = 6$

$8 + \underline{\quad} = 9$

$10 + \underline{\quad} = 11$

**Now complete these:**



**Story Sum:** Maria has 5 stars. If she doubles her stars, how many stars will she have?



**If you have not already completed 106 and 107, please do so. This is repeated addition.**

### LESSON 3

**Date:** 15 July 2020


**Day:** Wednesday

**Time :** I wake up in the \_\_\_\_\_. I sleep at \_\_\_\_\_. I have lunch at \_\_\_\_\_.

**Estimation:** Ask an adult to hold a few counters in their hand. Now you guess how many. Not more than 20.

**Today, we are doing subtraction sums.**

Eg.  $5 - \underline{\quad} = 3$  5 take away  $\underline{\quad} = 3$ , So you draw 5 pictures , circle 3 because that is your answer, so the 2 left over is your missing number.



**Now try these: Only Subtraction until you master them.**

$4 - \underline{\quad} = 2$	$6 - \underline{\quad} = 5$	$10 - \underline{\quad} = 7$	$7 - \underline{\quad} = 2$
$11 - \underline{\quad} = 9$	$11 - \underline{\quad} = 10$	$5 - \underline{\quad} = 2$	$7 - \underline{\quad} = 4$

Now try more on your own.

**Story Sum:** There are 11 mice in a cage. Some escape, if 7 are left, how many are left?



**Complete 110 to 113 of workbook, if you have not done yet. This is repeated addition of 3's.**

## LESSON 4


**Date:** 16 July 2020















**Day:** Thursday

Revise your counting, bonds and spelling of numbers to get ready for your test tomorrow.

We have done data handling. Today we are going to recap what we learnt.

Graph: Each time you see an image, make a tally mark (TICK). Then use your tally/ ticks to mark the graph.



Tally Chart					
		7			
		6			
		5			
		4			
		3			
		2			
		1			
					
					

©2013 Growing Together

Complete workbook pages 102 and 103. This is about shapes (2D) on sorting.

## LESSON 5

Date: 17 July 2020

Today is Friday, so its Mental Test. Make sure you revise before doing your test.

All the luck!

Get an adult to read the question, then write down the answer next to the number.

1. What is half of 10 plus 3?
2. Double 4, then minus 2.
3. Spell 8
4. $4+2+3=$
5. $9-2-4=$
6. 3 cats have _____ paws.
7. What number comes before 9?
8. What is 3 more than 7?
9. $8= 5+ \underline{\hspace{1cm}}$
10. In between 7 and 9 is _____

Complete pages 114 and 115 in your Workbook. It's grouping of 4,s.

Hope you all got **10/10**. If you did ask your mum or dad for a treat!



*If you have been listening to the news, you would know that grade ones return to school on the 27 July. See you soon.*

